



Hurricane Preparedness Guide



Table of Contents

Cover	1
Table of Contents	2
What is a Hurricane	3
Saffir-Simpson Hurricane Wind Scale	4
Hurricane/Flood Preparedness	5
Hurricane/Flood Preparedness	6
Know Your Flood Zone	7
Know Your Flood Zone	8
Disaster Supply Kit Checklist	9
Disaster Supply Kit Checklist	10
Important Numbers and Information	11



[village-of-royal-palm-beach/](https://www.linkedin.com/company/village-of-royal-palm-beach/)



@_RoyalPalmBeach



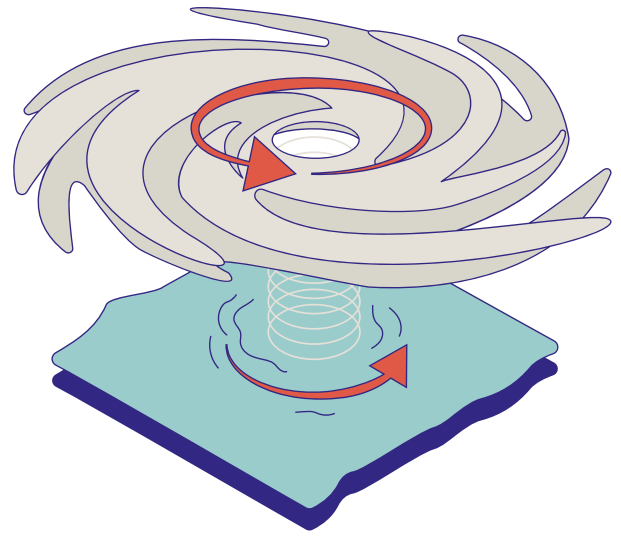
@VillageRoyalPalmBeach



@VillageofRoyalPalmBeach, Florida

What is a Hurricane?

A hurricane, categorized as a tropical cyclone, originates over tropical or subtropical waters. This cyclone is a circulating system of low-pressure weather characterized by organized thunderstorms but lacks fronts, which are boundaries separating air masses of varying densities. Tropical depressions are tropical cyclones with maximum sustained surface winds below 39 miles per hour (mph), while those with winds of 39 mph or more are termed tropical storms. A storm is designated a hurricane when its maximum sustained winds reach 74 mph.








The hurricane season commences on June 1 and concludes on November 30; however, hurricanes have been known to occur beyond these dates. The National Hurricane Center, operated by the National Oceanic and Atmospheric Administration (NOAA), forecasts and monitors these significant storm systems, which typically manifest around 12 times annually in the Atlantic basin.

Tropical Weather Terms to Know:

- Tropical Disturbance – A tropical weather system with organized convection (generally 100-300 miles in diameter) originating in the tropics or subtropics.
- Invest – A weather system for which a tropical cyclone forecast center is interested in collecting specialized data sets and/or running model guidance.
- Potential Tropical Cyclone – A disturbance that is not yet a tropical cyclone, but poses the threat of tropical storm or hurricane conditions to land areas within 48 hours.
- Tropical Cyclone – A rapidly rotating storm system characterized by a low-pressure center, a closed low-level atmospheric circulation, strong winds, and a spiral arrangement of thunderstorms that produce heavy rain and squalls.
- Tropical Depression – A tropical cyclone with maximum sustained winds of 38 mph or less.
- Tropical Storm – A tropical cyclone with maximum sustained winds of 39-73 mph.
- Hurricane - A tropical cyclone with maximum sustained winds of 74 mph, or greater.

Saffir-Simpson Hurricane Wind Scale

The Saffir-Simpson Hurricane Wind Scale assigns a rating of 1 to 5, known as categories, determined by a hurricane's maximum sustained winds. A higher category indicates a greater potential for property damage from the hurricane.

Category	Sustained Winds	Types of Damage Due to Hurricane Wind
	74-95 mph	Well-constructed frame homes could have damage to roof, shingles, vinyl siding and gutters. Large branches of trees will snap and shallowly rooted trees may be toppled. Extensive damage to power lines and poles will likely result in power outages that could last a few to several days.
	96-110 mph	Well-constructed frame homes could sustain major roof and siding damage. Many shallowly rooted trees will be snapped or uprooted and block numerous roads. Near-total power loss is expected with outages that could last from several days to weeks.
 (Major)	111-129 mph	Well-built framed homes may incur major damage or removal of roof decking and gable ends. Many trees will be snapped or uprooted, blocking numerous roads. Electricity and water will be unavailable for several days to weeks after the storm passes.
 (Major)	130-156 mph	Well-built framed homes can sustain severe damage with loss of most of the roof structure and/or some exterior walls. Most trees will be snapped or uprooted and power poles downed. Fallen trees and power poles will isolate residential areas. Power outages will last weeks to possibly months. Most of the area will be uninhabitable for weeks or months.
 (Major)	157 mph or higher	A high percentage of framed homes will be destroyed, with total roof failure and wall collapse. Fallen trees and power poles will isolate residential areas. Power outages will last for weeks to possibly months. Most of the area will be uninhabitable for weeks or months.

Before the Storm

- Fuel up vehicles and charge cell phones
- Double check supplies (Food, water, cash, medications, etc...)
- Install shutters and bring outdoor furniture indoors
- Monitor local news for watches and warnings (A “watch” means that storm conditions are possible for the area, a “warning” means that storm conditions are expected for the area.)

Sign up to Receive Village Updates: Residents can receive email and text message updates from the Village of Royal Palm Beach. To subscribe, visit www.royalpalmbeachfl.gov/newsletter/subscriptions. Residents can sign up to be notified by email, text message, or both for emergency alerts pertaining to emergency situations (i.e. hurricanes).

Palm Beach County is in charge of evacuation and recovery actions after a storm. State and federal agencies and their staff provide necessary assistance, but the County will retain control over all evacuation and recovery actions

For information about flood warning signals, additional flood safety measures, property protection precautions, shelter locations, special needs and pet-friendly shelters, transportation assistance, and more valuable resources, visit the Palm Beach County Hurricane Preparedness website at discover.pbcgov.org/publicsafety/dem/Pages/default.aspx

During the Storm

- Stay indoors
- Turn off and unplug unnecessary electrical appliances
- Stay away from windows and doors
- Monitor local news for storm updates

After the Storm

- Stay indoors until the weather is clear (Do not go outside during the “eye” of the storm.)
- Continue to monitor local news for updates
- Verify that no boil water notice is in effect for your area before drinking tap water.
- Avoid traveling on roadways. There may be electrical wires down and debris in the roadway that could be very dangerous for drivers.
- Do not use generators indoors!

Debris Removal

Following a Hurricane, storm related debris will be removed from Rights-of-Way within the Village and Village owned lands and all areas that currently have curbside garbage pickup. This includes gated communities with curbside pickup but does not include communities with dumpster service. Care should be taken to not place debris in locations that's will block storm water drainage or block access to utilities such as water, electric, cable, or mail services.

Storm Shutters on Vacant Properties

If you are planning to be out of town during Hurricane Season shutters can be installed on unoccupied properties with the permission of the Community Development Department. Permission can be obtained by filling out the STORM PROTECTION EXTENDED DURATION NOTICE form available online or at Village Hall.

Boil Water Notices

If during a storm event the water system loses power or water pressure a boil water notice may be issued for the affected area. Boil water notices will be issued as needed by PBC Water Utility Dept. and Village of Wellington Water Utility Dept. Do not consume tap water during this time. Tap water can be served after being brought to a rolling boil for 1 minute. An alternative method would be to add 8 drops of unscented household bleach to a gallon of water and waiting 30 minutes before consuming.

Community Development Services

Before a storm event residents may contact the Community Development Department for advice on best securing and protecting their property as well as preparing for limited services and resources. Community Development staff will canvas the Village to notify contractors and residents to secure any materials which may become hazards in the event of landfall.

After a storm event Community Development teams will strategically survey the entire Village and provide damage assessment reports and evaluate if any structures have been damaged to the degree which would render them unable to be occupied.

Community Development will provide expedited manual permitting in the event of power outages and can be reached at the Village Hall location and by telephone 561-790-5128.

Build Responsibly! Always check with the Village before you alter, re-grade, or bring fill onto your property to make sure you don't cause drainage problems for you or your neighbors. If you suspect illegal development, please call 561-790-5128.

Know Your Flood Zone

Call the Village of Royal Palm Beach's Engineering Department at 561-790-2612 for access to FEMA's Flood Insurance Rate Maps (FIRM) and elevation certificates on file for the Village, and to learn if a property is in a Special Flood Hazard Area, and if it may be affected by local drainage problems, or is in an area that has previously had flooding problems, and to see if your property is located near an area that should be protected because of its natural floodplain functions. Check your flood zone using an interactive map @ www.royalpalmbeachfl.gov/floodlookup

Know How to Protect Your Property

There are practical and cost effective methods for reducing or eliminating your property's exposure to flooding.

- Electrical panel boxes, A/C condensing units, and other appliances should be elevated above ground level.
- Check your building for water entry points such as doors, low windows, and dryer vents.
- Dry flood proofing includes sealing or waterproofing with special materials and compounds which provide a chemical or physical barrier against water intrusion during times of flooding.
- Search the Palm Beach County library catalog for "Flood" information. Go to FEMA's website www.ready.gov/floods.
- Village staff is available to provide property protection consultations including site visits and drainage evaluations on your property. Call the Engineering Department at 561-790-2612 for advice.

Flood Warning

Understand our local alert notification systems and know what you should do, so you are prepared to take actions to protect yourself and your property when flooding is imminent. Residents should be aware that Royal Palm Beach is directed by Palm Beach County Emergency Management Division who will advise our community of impending storms and flood threats. For more information about emergency notification, go to the Palm Beach County website at www.pbcgov.com.

You will be notified of flood watches (when conditions are likely for flooding) and warnings (flooding is imminent) by local television and radio stations. You should also monitor the Weather Channel and have a NOAA weather radio on-hand with extra batteries.

Stay informed!

- Connect with the Village of Royal Palm Beach on Facebook ([@VillageOfRoyalPalmBeach](#)).
- Sign up for [CodeRED](#) local emergency alerts.
- Watch live, up-to-the-minute live streaming broadcasts or videos on Channel 18.

Build Responsibly

- No construction, including the moving of earth, is allowed in the floodplain without a permit.
- Always check with the Village before you alter, re-grade, or bring fill onto your property to make sure you don't cause drainage problems for you or your neighbors.
- If you are aware of construction taking place illegally, please call (561) 790-5128.

Purchase a Flood Insurance Policy Today!

You need to know that you can take steps to protect your financial security before disaster strikes. However, many residents and businesses are unaware that they qualify for flood insurance or that policies are more affordable than they may think.

The following are important facts and figures for residents so that they better understand the risk of flooding, its impact, and how flood insurance can help reduce the financial impact of flooding:

- There is usually a 30-day waiting period for flood insurance to take effect.
- More than 20 percent of all flood claims are for properties located outside of high-risk flood areas.
- Federal disaster assistance is usually provided in the form of a loan that must be paid back with interest along with any existing mortgage.
- Property owners, renters, and business owners in the Village of Royal Palm Beach can purchase flood insurance on their buildings and contents.
- Call your insurance agent today or go to www.FloodSmart.gov, or call 800-427-4661 to find an agent and to find out more about protecting your property from rising waters.
- You should consider the purchase of flood insurance whether your property is in a Special Flood Hazard Area or not.
- Flood insurance is available for your building and for the contents. Renters should buy flood insurance for their belongings.
- You can call the Village of Royal Palm Beach for flood insurance advice at 561-790-2612.

Disaster Supply Kit Checklist

FIRST AID

- ☐ First Aid Manual
- ☐ Sterile adhesive bandages of different sizes
- ☐ Sterile gauze pads
- ☐ Hypoallergenic adhesive tape
- ☐ Triangular bandages
- ☐ Scissors
- ☐ Tweezers
- ☐ Sewing needle
- ☐ Moistened towelettes
- ☐ Antiseptic
- ☐ Disinfectant wipes
- ☐ Hand sanitizer
- ☐ Thermometer
- ☐ Tube of petroleum jelly
- ☐ Safety pins
- ☐ Soap
- ☐ Latex gloves
- ☐ Sunscreen
- ☐ Aspirin or other pain reliever
- ☐ Anti-diarrheal medicine
- ☐ Antacid
- ☐ Laxative
- ☐ Cotton balls
- ☐ Q-tips

PHONE NUMBERS

- ☐ Maintain a list of important phone numbers including:
County emergency management office, evacuation sites, doctors, banks, schools, veterinarian, a number for out of town contacts, friends and family

GENERAL

- ☐ Two week minimum supply of medication, regularly used medical supplies, and a list of allergies
- ☐ A list of the style, serial number, and manufacturer information of required medical devices
- ☐ Batteries
- ☐ Flashlights
Do not use candles
- ☐ NOAA Weather Radio
Battery operated or hand cranked
- ☐ Cash
Banks and ATMs may not be available after a storm
- ☐ Cell phone chargers
- ☐ Books, games, puzzles or other activities for children

IMPORTANT DOCUMENTS

- ☐ Insurance cards
- ☐ Medical records
- ☐ Banking information
- ☐ Credit card numbers
- ☐ Copies of social security cards
- ☐ Copies of birth and/or marriage certificates
- ☐ Other personal documents
- ☐ Set of car, house, and office keys
- ☐ Service animal I.D., veterinary records, and proof of ownership
- ☐ Information about where you receive medication, the name of the drug, and dosage
- ☐ Copy of Will
Items should be kept in a water proof container

Disaster Supply Kit Checklist

FOOD AND WATER

- ☐ Food
Nonperishable packaged or canned food and beverages, snack foods, juices, baby food, and any special dietary items to last at least 7 days
- ☐ Water
1 gallon per person per day
- ☐ Non-electric can opener
- ☐ Paper plates
- ☐ Napkins
- ☐ Plastic cups
- ☐ Utensils

VEHICLE

- ☐ Keep your motor vehicle tanks filled with gasoline

SPECIAL NEEDS ITEM

- ☐ Specialty items for infants, small children, the elderly, and family members with disabilities

OTHER

- ☐ Paper and Pencil
- ☐ Board games, puzzles, and other activities for children.

PET CARE ITEMS

- ☐ Pet food and water to last at least 7 days
- ☐ Proper identification
- ☐ Medical records/microchip information
- ☐ A carrier or cage
- ☐ Muzzle and leash
- ☐ Water and food bowls
- ☐ Medications
- ☐ Supplies for your service animal

CLOTHING

- ☐ Rain gear such as jackets, hats, umbrellas and rain boots
- ☐ Sturdy shoes or boots and work gloves

INFANT SUPPLIES

- ☐ Thermometer
- ☐ Antibacterial wipes
- ☐ Dish soap
- ☐ Portable crib
- ☐ Baby food in pouches or jars and disposable feeding spoons
- ☐ Diapers/diaper rash cream
- ☐ Ready-to-feed formula in single serving cans or bottles
- ☐ Copies of vaccination records
- ☐ Extra baby clothes and shoes for older infant
- ☐ Rechargeable portable bottle warmer
- ☐ Baby sling or carrier

Important Numbers and Information

Important Phone Numbers

- American Red Cross 561-833-7711
- Animal Care & Control 561-233-1200
- Code Enforcement 561-790-5139
- Community Helpline 211
- Consumer Assistance Hotline 800-435-7352
- Emergency 911
- FEMA 800-621-3362
- Fire Rescue-Non-Emergency 561-790-6067
- FPL Power Outage 800-468-8243
- Health Department 561-840-4500
- Palm Tran 561-841-4287

- Parks & Recreation 561-790-5124
- PBC Roads, Drainage, & Traffic. 561-684-4018
- PBC Water Utilities 561-740-4600
- Public Safety 561-712-6400
- Public Safety TDY 561-712-6342
- Public Works 561-790-5122
- Sheriff (PBSO)- Non-Emergency. 561-688-3400
- Traffic Signal Repair 561-683-6885
- United Way 561-375-6600
- Waste Pro 561-688-8912
- Wellington Water Utilities 561-791-4037

My Information

Water Provider:



Electric Provider:



Gas Provider:



Phone Provider:



Garbage/Debris Provider:



Local Shelter:



Local Store Powered by Generator:



Local Gas Station Powered by Generator:



VILLAGE OF ROYAL PALM BEACH

1050 Royal Palm Beach Boulevard

Royal Palm Beach, FL 33411

561-790-5100

www.royalpalmbeachfl.gov

