



# Annual Report Calendar Year 2019



## Palm Beach County Sheriff's Office District 9 - Royal Palm Beach

# Table of Contents

1. Cover Page
2. Table of Contents Page
3. Captain's Letter
4. District 9 Organizational Chart
5. Community Outreach Activities
6. Community Events
7. CY 2019 Meetings
8. Citizen's Observer Patrol (C.O.P.)
9. Police Athletic League (P.A.L.)
10. District 9 Support Statistics
11. Training Overview
12. Calls For Service
13. UCR Crime Report (UCR)
14. UCR Statistical Comparison
15. UCR Comparison Graphs
16. Robbery Incidents
17. UCR Incidents
18. Larceny Incidents
19. Shoplifting Incidents
20. Residential Burglary Incidents
21. Vehicle Burglary Incidents
22. Traffic
23. District 9 Street Team
24. District 9 Detectives
25. Service Quality Survey
26. CY 2020 Goals
27. Questions?

**PALM BEACH COUNTY**  
**SHERIFF'S OFFICE**

**RIC L. BRADSHAW, SHERIFF**



April 16, 2020

Village of Royal Palm Beach  
Attention: Mr. Ray Liggins, Village Manager  
1050 Royal Palm Beach Blvd.  
Royal Palm Beach, Florida 33411

RE: 2019 Annual Report

Dear Mr. Liggins:

It is my pleasure to present to you, Mayor Pinto and members of the Village of Royal Palm Beach Council, the 2019 Palm Beach County Sheriff's Office - District 9 Annual Report. The information contained within this report will provide current, accurate, and up-to-date information related to all law enforcement activity over the past year within the Village of Royal Palm Beach.

I am pleased to announce according to the preliminary State of Florida 2019 Annual UCR report, there was a reduction of 14.9% in the total crime rate for the Village. The men and women at the Palm Beach County Sheriff's Office continue to remain vigilant in the continued reduction of crime through efforts made in community policing, community outreach and crime prevention.

Communication is essential and due to the seamless partnerships between the Sheriff's Office and our communities, we have been able to stay one step ahead of criminals in thwarting many crimes. It is important for residents to know the safety and quality of life for all those who work, live, and visit the Village of Royal Palm Beach is a top priority. The Palm Beach County Sheriff's Office will continue to look ahead into 2021 with a continued sense of commitment for those they serve and serve with.

Sincerely,

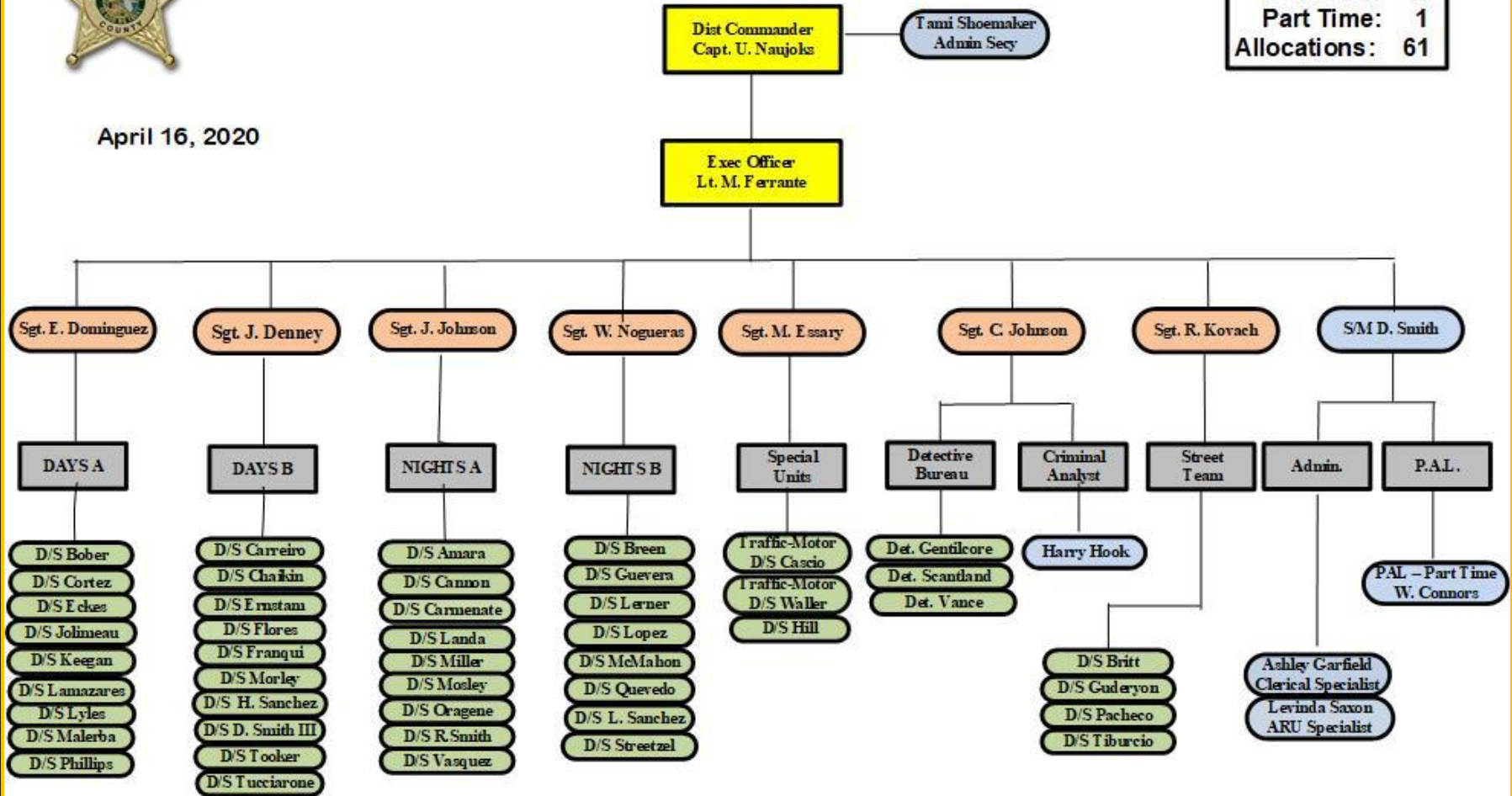
Captain Ulrich K. Naujoks  
Commander - District 9



# PBSO District 9 – Royal Palm Beach Organizational Chart

Sworn:	55
Non-Sworn:	
Full Time:	5
Part Time:	1
Allocations:	61

April 16, 2020



Admin Leave	Behaviorment	Deputy	Exec/Capt LT/CE	FMLA/WC	Grants	Light Duty	Military Leave	Non-sworn	Sergeant	TDY	Unit Name	Vacancy
-------------	--------------	--------	-----------------	---------	--------	------------	----------------	-----------	----------	-----	-----------	---------

# Community Outreach Activities

- Career Days
- Crime Prevention in Communities
- Crime Prevention (Girl/Boy Scouts)
- Bike Helmet Program
- Holiday Festival of Lights
- July 4<sup>th</sup> Event at Commons
- PBSO National Night Out Against Crime
- Neighborhood Watch Meetings
- School Presentations
- Village of R.P.B. Fall Fest
- International Walk Your Child to School Day
- 9/11 “Saluting Heroes” Events
- Operation “Chill” partnership w/ 7-11
- Holiday “stuffed animals” w/ PetSmart
- Holiday Toy Drive with Western Academy
- Annual Safety Patrol Swearing In
- Shop With a Cop
- Personal Contact Surveys to Citizens
- Annual Clergy Meetings
- Annual Principals Breakfast
- P.A.L. School Partnerships
- R.P.B. Seafood Festival
- Easter Bunny Inc. hospital visits
- Annual Kickball Fundraiser
- Annual Unified Food Drive/Turkey Drive
  - 16 Schools/Village of R.P.B.
  - Radio Station (Sunny 107.9 & 850WFTL)
  - Blue Bell Ice Cream
  - Publix
  - County Ice

# Community Events

PetSmart Holiday project w/PBSO



9-11 Heroes Presentation



Annual Food Drive

Business Partnership



Easter Bunny Inc. Visits

Annual Shop w/a Cop



First Responder Appreciation Breakfast – RPB Elementary



Partnership w/ Schools



Annual Toy Drive



Annual Turkey Drive



# CY 2019 Meetings

## Crime Prevention Programs

- Madison Green Master
- M.G. Oakmont
- M.G. Walden
- M.G. Estates
- M.G. Pinehurst
- Hibiscus Drive
- La Mancha
- Porto Sol
- Modern Villas
- Weybridge
- The Preserve
- Elysium
- Shoma Homes
- Greenway Village 1-4

## Neighborhood Watch

- Counterpoint A
- Counterpoint B
- Willows A
- Willows B

## HOAs

- Madison Green
- Crestwood Glen
- Bella Terra
- Grandview
- Modern Villas
- Nautica Lakes
- Porto Sol
- Saddlebrook
- Saratoga Lakes
- Saratoga Pines
- Strathmore Gate E
- Grandview
- Estates of RPB
- Greenway Villages
- Huntington Woods
- Seminole Lakes
- Shoma Homes
- Stamford
- Strathmore Gate W
- The Trails
- Victoria Groves
- Weybridge
- Whispering Pines
- Lantern Walk
- Cypress Key
- Bella Sera
- Town of Southern



# Citizen Observer Patrol (C.O.P.)

- The C.O.P. Unit provided 6,091 volunteer hours:



- P.B.S.O. District 9 Volunteer of the Year, Marvin Arnold
  - Active Members: 18
  - Miles driven: 58,420
  - Aided 10 Disabled Motorists
  - Assisted at 16 Crashes, 7 Misc. Assists
  - Patrolled Parks 1,461 times
  - Conducted 147,242 Business Checks
  - Certified Parking Enforcement members wrote: 198 Handicap Citations & 64 Parking Warnings
- The value of 6,091 volunteer hours: \$154,138





# Police Athletic League (P.A.L.)

## David Farber Training Ctr.:

- Community Service Program
- Active Participants: 128
- Boxing offered 5 days a week
- Total Visits: 2208
- Partnered with local ROTC Programs
- Mentoring available upon request
- Homework/computer help available upon request

## Accomplishments included:

- Boxing Events Attended: 7
- Box Fit – Okeechobee County 01/19/19
- Pete Balcunas Invitational 4/6/19
- 2019 FL Association Jr. Olympics 04/13/19
- Novice Golden Gloves 07/20/19
- Sparring Event – Box Fit Okeechobee 09/28/19
- St. Lucie PAL Boxing 10/05/19
- Boxfit – Okeechobee 12/28/19



# District 9 Support Statistics

- Fingerprinting Services processed 1,056 requests for fingerprints at the District 9 Lobby
- Bicycle equipped deputies provided 627.5 patrol hours
- Deputies apprehended and returned 158 truants
- 61 hours of Marine Patrol in the Village
- District 9 ARU specialist handled 310 calls, with 191 case numbers pulled
- Mounted Unit provided 220 patrol hours
- Lobby Deputy processed 493.68 lbs. of unwanted prescriptions



# Training Overview

- Deputies received 4,960 hours of specialized training:
  - 2200 hours In-Service Training
  - 2760 hours in Specialized Courses
  - Average of 82.66 hours per Employee

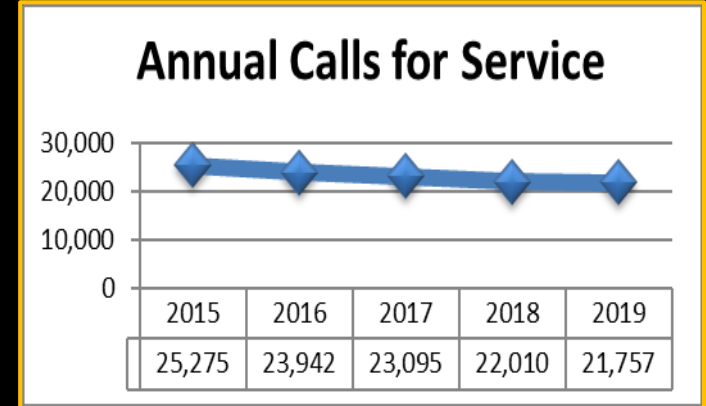
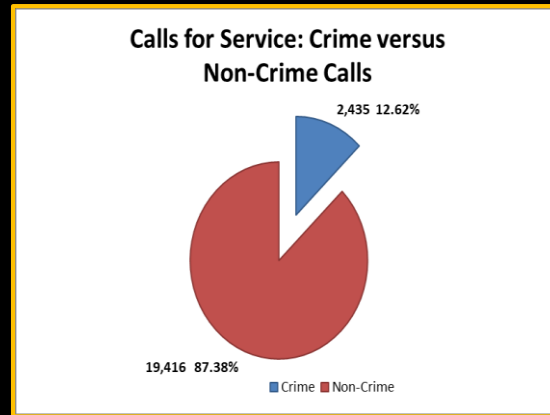
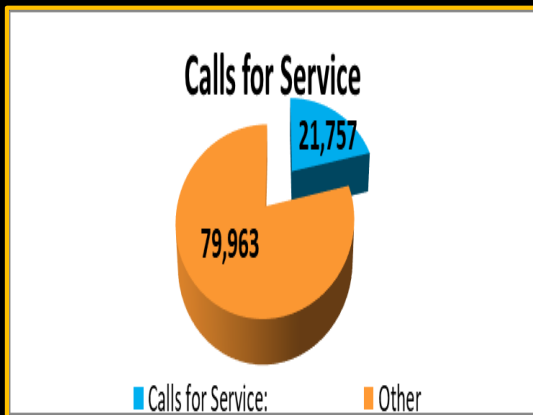
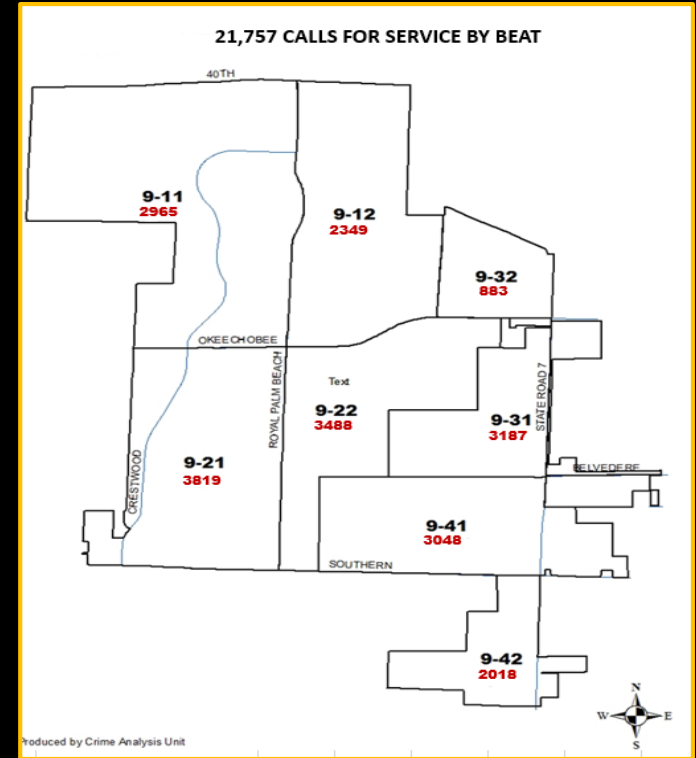


# Calls For Service

- 101,720 - CADS Incidents
- 21,757 - Calls for Service
- 79,963 - Other Calls such as:
  - Traffic Stops
  - Business/Residence Checks

## CY 2019 Statistics:

- 253 less CFS than CY 2018
- CFS decreased 1%



# **Uniform Crime Report (UCR)**

## **Total Crime Index**

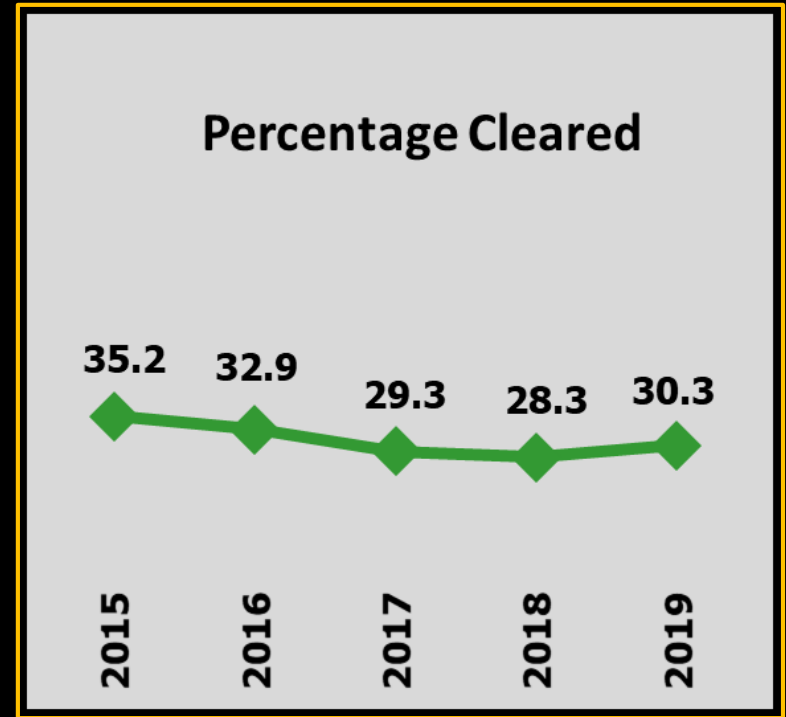
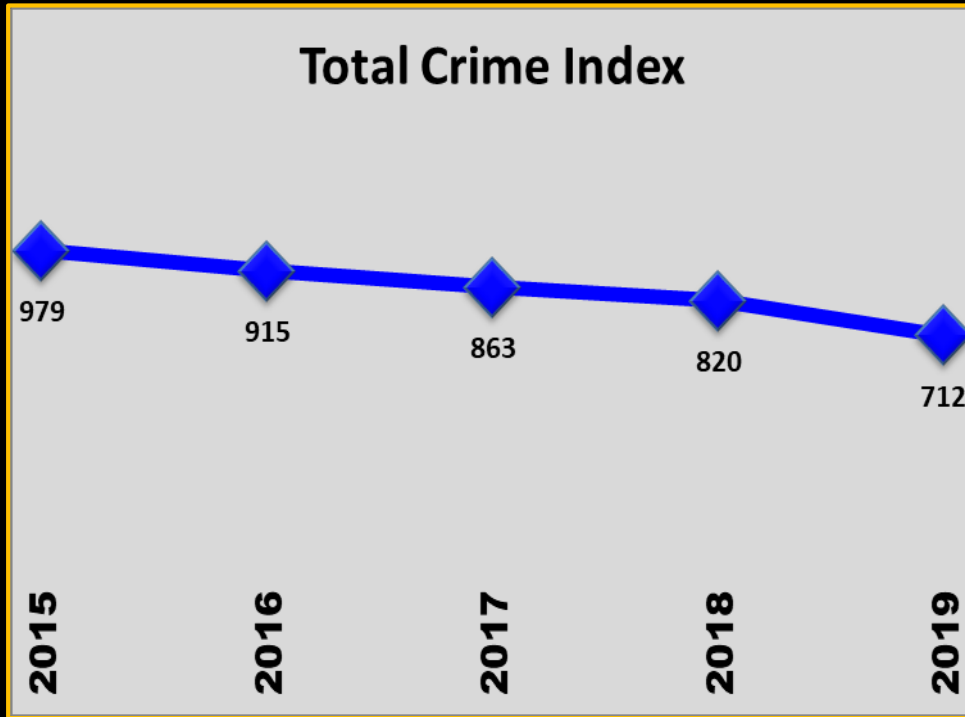
- **Seven Categories of Reportable Crimes:**
  - **Aggravated Assault**
  - **Burglary**
  - **Forcible Rape**
  - **Larceny**
  - **Motor Vehicle Theft**
  - **Murder**
  - **Robbery**
- **Total Crime Index (TCI):**
  - **TCI number: Total number of reported crimes**
  - **TCI number: Used to calculate the Crime Rate per 100,000 individuals**

# UCR Statistical Comparison

Year	Total Crime Index	Population	Murder	Forcible Rape	Robbery	Aggravated Assault	Burglary	Larceny	Motor Vehicle Theft	% Cleared
2015	979	36,731	0	10	25	69	89	750	36	35.2
2016	915	37,138	0	10	24	92	71	681	37	32.9
2017	863	37,485	0	7	20	51	61	663	61	29.3
2018	820	37,934	2	7	9	43	24	690	45	28.3
2019	712	38,691	1	7	10	39	31	581	43	30.3

- Larcenies are at the lowest level since 2008, when 1,057 larcenies were reported that year.
- Larceny incidents include Shoplifting and Vehicle Burglaries
- \* Statistics for 2019 were derived from the preliminary UCR Report. Official report will be released in June.

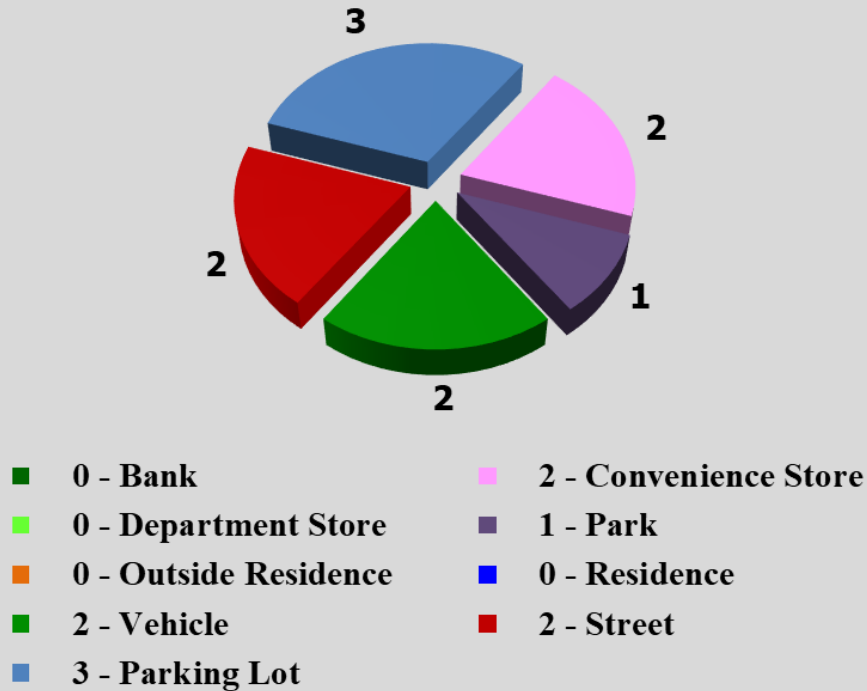
# UCR Comparison Graphs



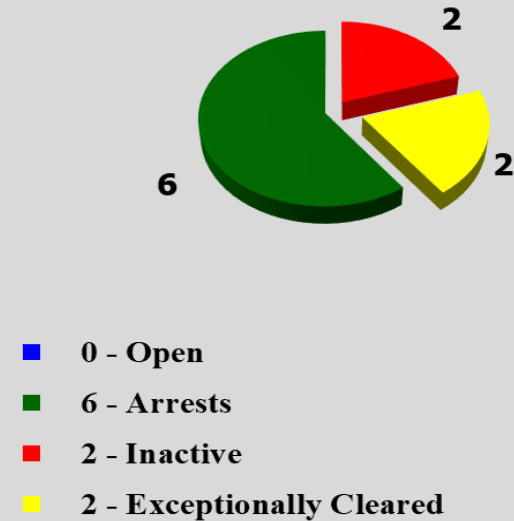
- **30.3% Overall Clearance Rate (OCR)**
- **Percentage cleared for 2019 were derived from the preliminary UCR Report. Official report will be released in June.**

# Robbery Incidents

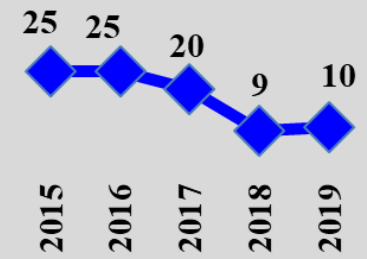
Robbery Cases (10)



Case Status (10)



Trend

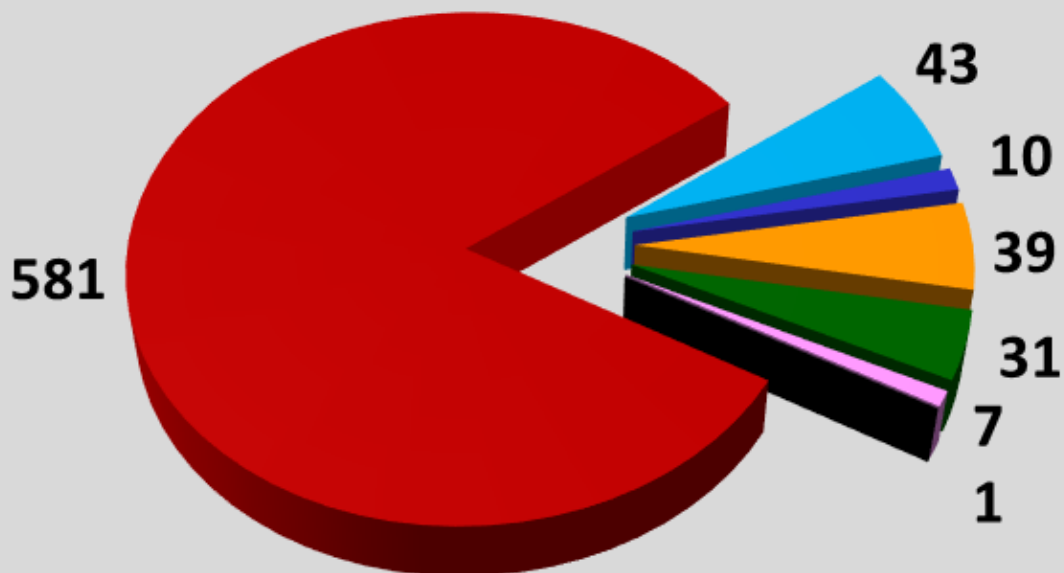


- **CY 2019: 10 cases**
  - 11.1% increase in Robberies from **CY 2018**
- **Note:**
  - **Arrests made in six of the 10 cases (60%)**
  - **Three of the 10 cases were acquaintance related**



# UCR Incidents

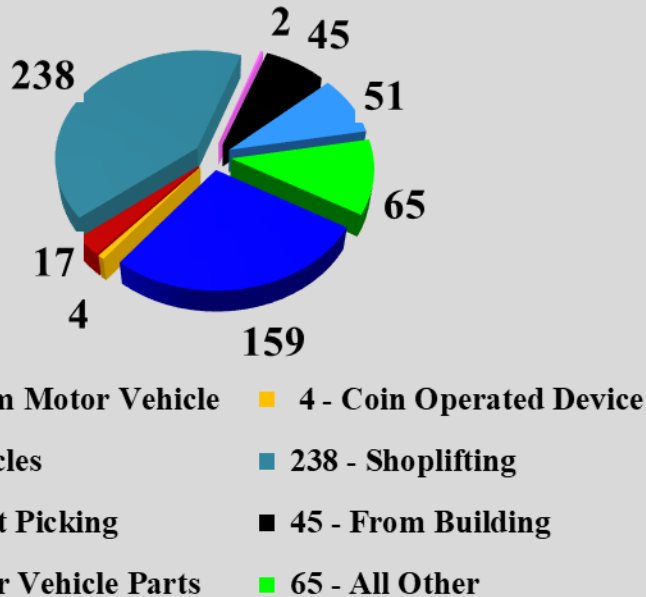
## UCR Incidents (712)



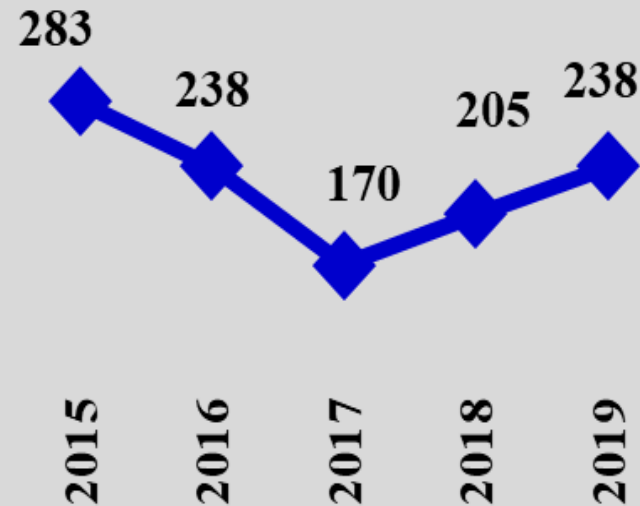
- 31 - Burglary
- 1 - Murder
- 43 - Motor Vehicle Theft
- 39 - Aggravated Assault
- 7 - Forcible Rape
- 581 - Larceny
- 10 - Robbery

# Larceny Incidents

Larceny Incidents (581)

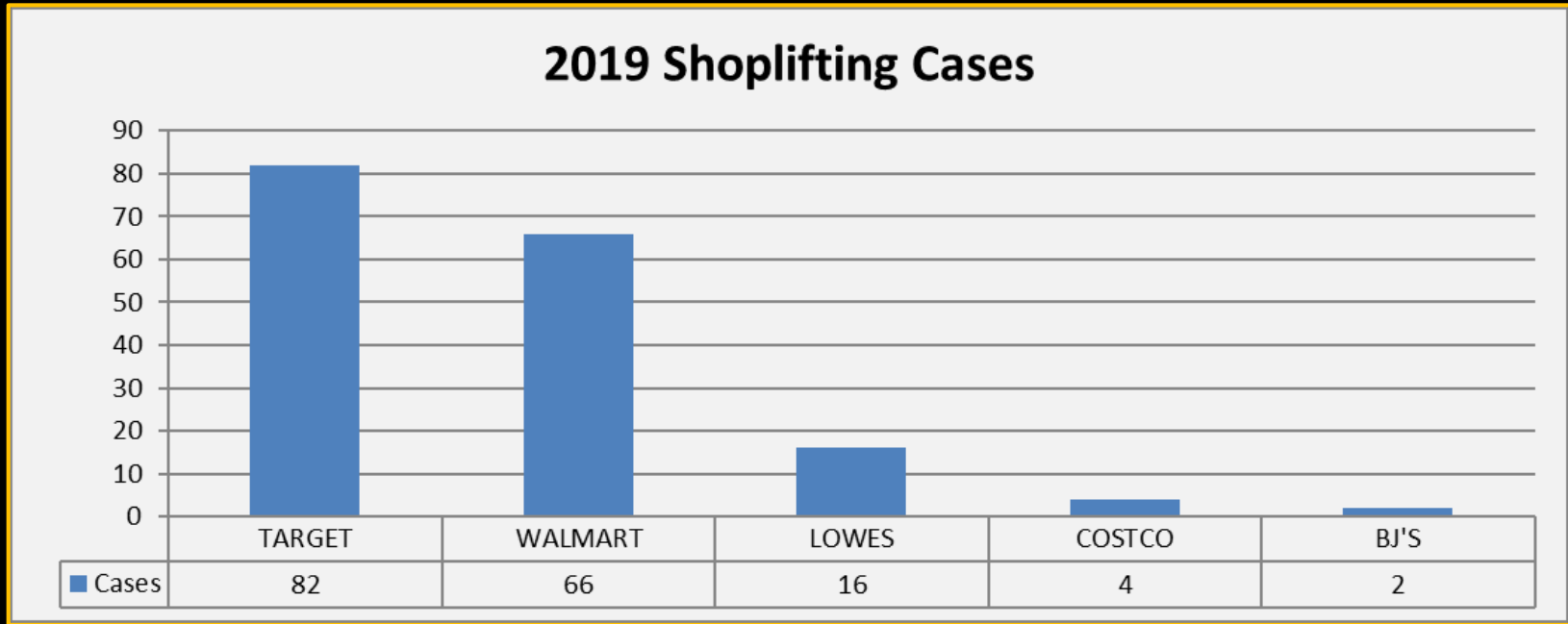


Shoplifting By Year



- **CY 2019 had 109 less Larceny incidents than CY 2018, a 15.8% decrease**
- **Shoplifting incidents accounted for 49.5% of all Larceny incidents**
- **Shoplifting increased 16.1%; from 205 to 238**
- **There were 118 Shoplifting arrests**

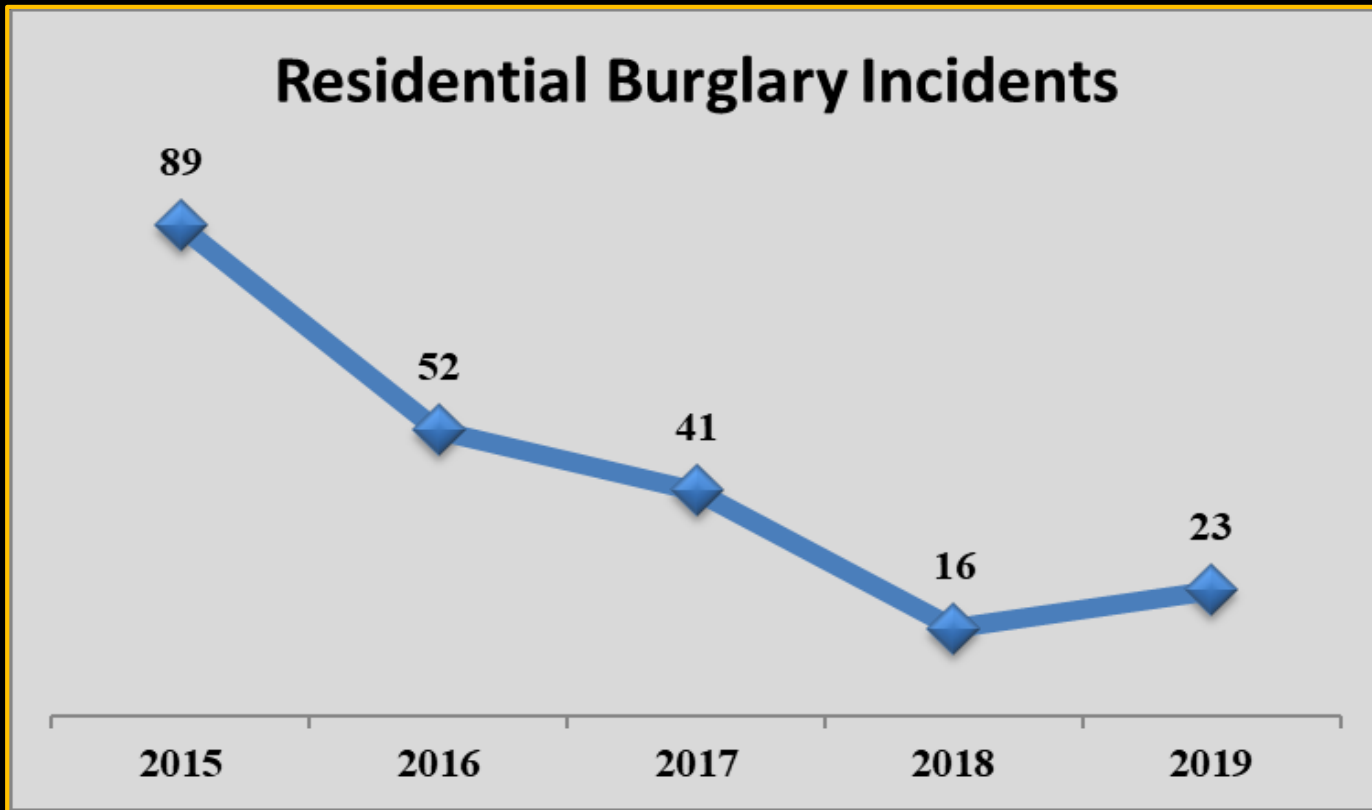
# Shoplifting Incidents



## CY 2019:

- Shoplifting Increased 16.1% from 205 in 2018 to 238 in 2019.
- The five big box stores had 71.4% (170 incidents) of all shoplifting cases reported.

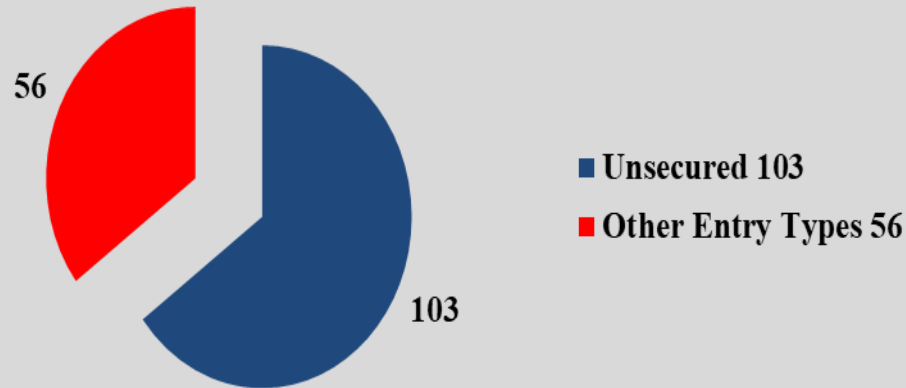
# Residential Burglary Incidents



- In CY 2019, Residential Burglary incidents increased 44%
- From CY 2015 to present, Residential Burglaries decreased 74%
- Five burglaries were to empty residence/apartments and one case is domestic related.

# Vehicle Burglary Incidents

Vehicle Burglaries (159) Method of Entry




Vehicle Burglaries:  
Method of Entry

Description	Count
Unsecured	103
Cut/Break Glass	50
Pried	4
Punched Lock	2

- **159 Vehicle Burglaries – 34 cases Cleared by Arrest (21.38%)**
- **Method Of Entry:**
  - **103 Unsecured (64.78%)**
  - **56 Other Entry Types (35.22%)**



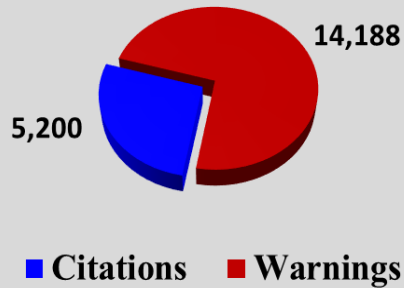
# Traffic




## CY2019 Targeted Crash Locations

Seq	Location	CY2018	CY2019	Change	Percent
1	SR 80 / Crestwood Blvd	89	87	-2	-2.2%
2	SR 80 / US 441	102	77	-25	-24.5%
3	SR 7 / Okeechobee Blvd	57	71	14	24.6%

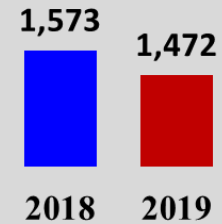
### Citations & Warnings



### DUI Arrests



### Crash Statistics



# District 9 Street Team

- **Street Team participated in:**

- **Road Patrol Support**
- **Investigative Support**
- **Burglary Suppression**
- **Crime and Gang Suppression**
- **Narcotics Sales, Interdiction & Seizure**
- **Search Warrants**
- **Surveillance / Intelligence Gathering**
- **S.W.A.T. Team Support**
- **Undercover Operations**
- **Western Region Combined Street Team Operations**




- **Accomplishments included:**

- **209 Arrests (87 Felony, 106 Misdemeanor, 43 Warrant)**
- **837 Traffic Stops**
- **218 Citations**
- **415 Warnings**
- **291 Field Interview Reports (FIRs)**
- **Authored and executed 8 search warrants and assisted with an additional 10 others.**

# District 9 Detectives

## Detective Bureau Accomplishments:

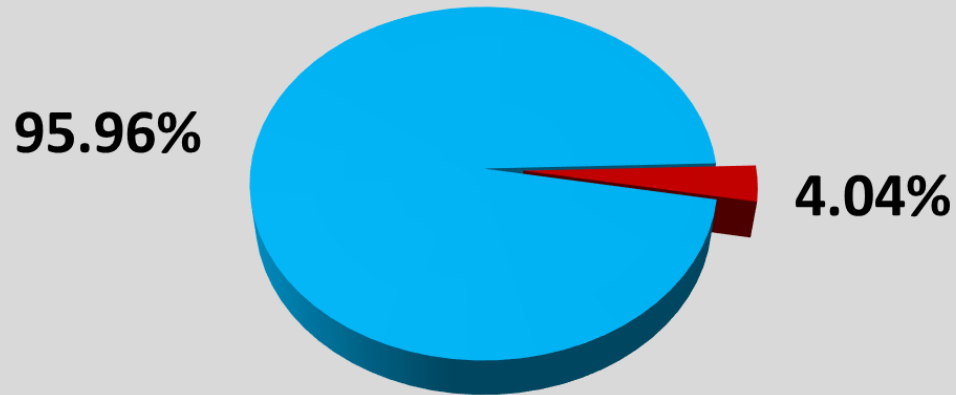
Detective	Assigned	Cleared	Clearance Rate	New	Carry Over	Reactivated	Arrest	Excep. Cleared	Unfounded	Non-Crime
<b>Property/Financial Crime</b>										
Gentilcore	103	16	15.53%	103	0	0	14	0	2	3
Vance	114	32	28.07%	114	2	0	25	1	6	1
Scantland	112	30	26.79%	112	1	0	27	0	3	4
<b>Total</b>	<b>329</b>	<b>78</b>	<b>23.71%</b>	<b>329</b>	<b>3</b>	<b>0</b>	<b>66</b>	<b>1</b>	<b>11</b>	<b>8</b>





# Service Quality Survey

**Assessment of Professionalism**  
**480 Surveys Mailed - 20.62% Responded**



■ Excellent ■ Good

# CY 2020 Goals

- Reduce the amount of stolen vehicles through the utilization of electronic burglary & theft detection devices.
- Continuing to work with the Village of Royal Palm Beach on Ordinance updates.
- Promote the Police Athletic League (P.A.L.) Boxing Program through public participation at the annual Royal Palm Beach West Fest.
- Maintain a strong working relationship with the Village of Royal Palm Beach T.S.R. Board on law enforcement involvement in growth expansion coupled with CPTED principals.
- Continue to encourage communities to start Neighborhood Watch Programs and/or Crime Prevention Meetings.
- Continue the use of the unmarked fleet vehicles for surveillance and crime prevention.
- Continue the Annual Clergy & Principal Breakfast and expand to owners of Day Care Centers.
- Increased Financial and Internet Crimes continue to be one of the biggest challenges law enforcement has to face both locally and nationally. Continued education to the public through social media, printed and verbal communication is essential to minimize the impact on the community.
- The Procurement and installation of LPR cameras at certain locations within the District will assist in the identification and apprehension of criminals and assist in case closure.
- Continue to educate the public about the risks involved with leaving valuables in unlocked vehicles as well as removing key fobs or spare car keys.
- Increase participation in the Annual Unified Local Food & Turkey Drive.
- Reduce traffic crashes with special attention to major intersections.
- Continue Crime Reduction through expanded use of Directed Patrol Plans and Community Education.
- Continue to work closely with all schools, daycares and religious campuses within the Village of Royal Palm Beach to ensure proper training and response requirements will be met by the Sheriff's Office if an emergency or active shooter incident ever occurs.

# Questions?

