

Annual Report Calendar Year 2020



Palm Beach County Sheriff's Office
District 9 - Royal Palm Beach

Table of Contents

- 1. Cover Page**
- 2. Table of Contents Page**
- 3. Captain's Letter**
- 4. District 9 Organizational Chart**
- 5. Community Outreach Activities**
- 6. Community Events**
- 7. CY 2020 Meetings**
- 8. Citizen's Observer Patrol (C.O.P.)**
- 9. Police Athletic League (P.A.L.)**
- 10. District 9 Support Statistics**
- 11. Training Overview**
- 12. Calls For Service**
- 13. UCR Crime Report (UCR)**
- 14. UCR Statistical Comparison**
- 15. UCR Comparison Graphs**
- 16. Robbery Incidents**
- 17. UCR Incidents**
- 18. Larceny Incidents**
- 19. Shoplifting Incidents**
- 20. Residential Burglary Incidents**
- 21. Vehicle Burglary Incidents**
- 22. Traffic**
- 23. District 9 Street Team**
- 24. District 9 Detectives**
- 25. Service Quality Survey**
- 26. CY 2021 Goals**
- 27. Questions?**

PALM BEACH COUNTY
SHERIFF'S OFFICE

RIC L. BRADSHAW, SHERIFF



May 20, 2021

Village of Royal Palm Beach
Attention: Mr. Ray Liggins, Village Manager
1050 Royal Palm Beach Blvd.
Royal Palm Beach, Florida 33411

RE: 2020 Annual Report

Dear Mr. Liggins:

Once again, it is my pleasure to present you, Mayor Pinto and members of the Village of Royal Palm Beach Council, with the 2020 Palm Beach County Sheriff's Office - District 9 Annual Report. The information contained within this report will provide current, accurate, and up-to-date information related to all law enforcement activity over the past year within the Village of Royal Palm Beach.

According to the preliminary State of Florida 2020 Annual UCR report, for the first year in over a decade, there was a slight increase of 1.4% in the total crime rate for the Village. As the report will show, the change was due in part to an increase in two of the seven crime categories. While the effects of the COVID-19 Pandemic may have been a factor in the change, we at the Sheriff's Office District 9 Substation remain committed in our efforts to combat crime and educate the public through community policing, community outreach and crime prevention.

It is important for residents to know the safety and quality of life for all those who live, work and visit the Village of Royal Palm Beach is our top priority. The Palm Beach County Sheriff's Office will look ahead to 2022 with our continued commitment to those we serve and serve with.

Sincerely,

A handwritten signature in blue ink that reads "Capt. Ulrich K. Naujoks".

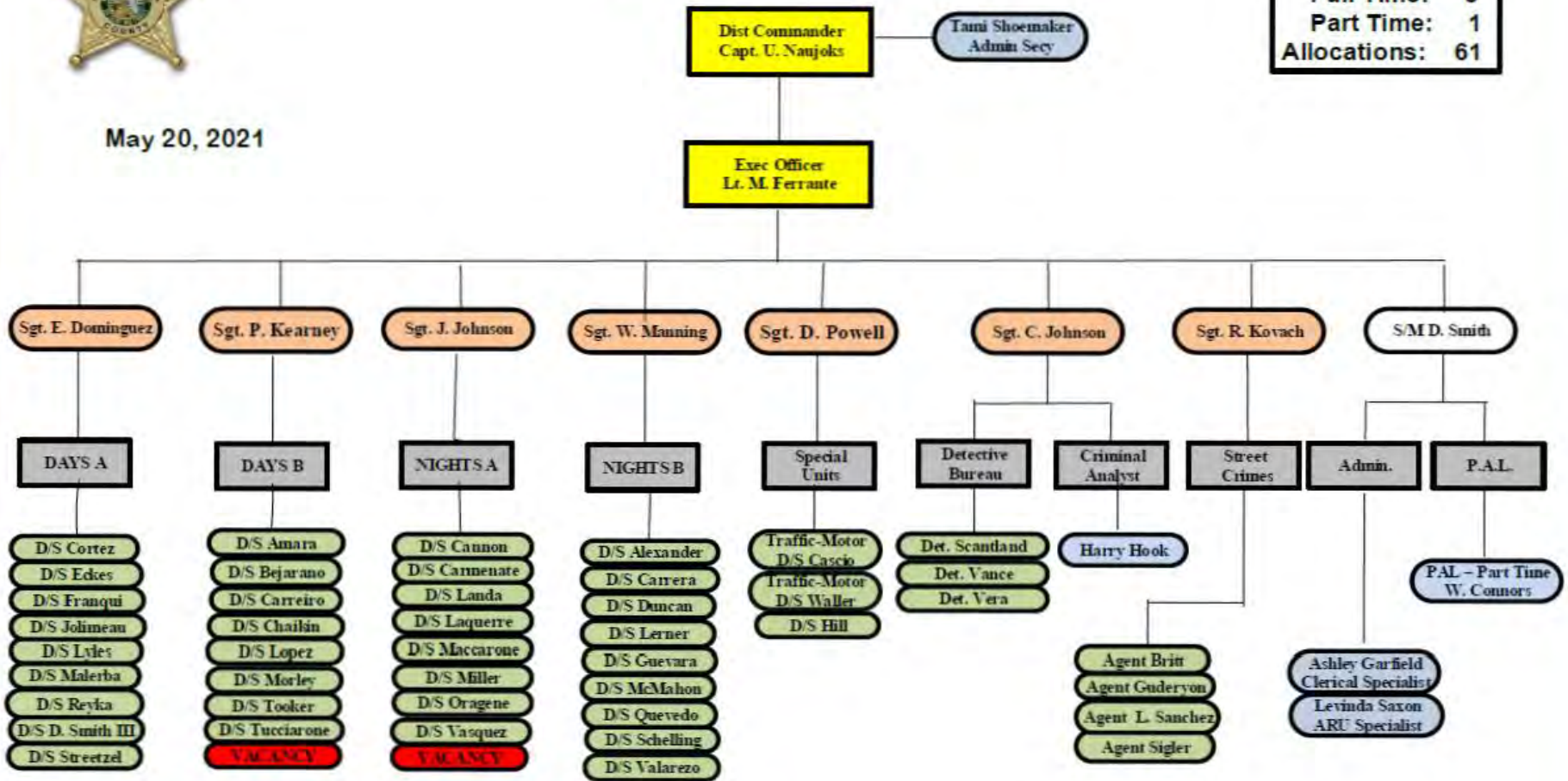
Captain Ulrich K. Naujoks
Commander – District 9



PBSO District 9 – Royal Palm Beach Organizational Chart

Sworn:	55
Non-Sworn:	
Full Time:	5
Part Time:	1
Allocations:	61

May 20, 2021



Admin Leave	Disengagement	Deputy	Exec/Capt LT/ICE	FMLA/WC	Self Isolation	Light Duty	Military Leave	Non-sworn	Sergeant	TDY	ADMIN FED TRACK 1	Vacancy
-------------	---------------	--------	---------------------	---------	----------------	------------	----------------	-----------	----------	-----	----------------------	---------

Community Outreach Activities

- **Career Days**
 - **Crime Prevention in Communities**
 - **Bike Helmet Program**
 - **Holiday “stuffed animals” w/ PetSmart**
 - **Holiday Toy Drive with Western Academy**
 - **Parent Connection w/Crestwood Middle**
 - **Law Enforcement Appreciation Visits**
 - **Shop With a Cop**
 - **Personal Contact Surveys to Citizens**
 - **Easter Bunny Inc.**
 - **Annual Food Drive – RPB Rotary**
 - **HOA Meetings via Zoom**
 - **Feeding South Florida**

Community Events



CY 2020 Meetings

when requested

Crime Prevention Programs


- Madison Green Master
- M.G. Oakmont
- M.G. Walden
- M.G. Estates
- M.G. Pinehurst
- Hibiscus Drive
- La Mancha
- Porto Sol
- Modern Villas
- Weybridge
- The Preserve
- Elysium
- Shoma Homes
- Greenway Village 1-4

Neighborhood Watch

- Counterpoint A
- Counterpoint B
- Willows A
- Willows B

HOAs

- Madison Green
- Crestwood Glen
- Bella Terra
- Grandview
- Modern Villas
- Nautica Lakes
- Porto Sol
- Saddlebrook
- Saratoga Lakes
- Saratoga Pines
- Strathmore Gate E
- Grandview
- Estates of RPB
- Greenway Villages
- Huntington Woods
- Seminole Lakes
- Shoma Homes
- Stamford
- Strathmore Gate W



Zoom Meetings

- The Trails
- Victoria Groves
- Weybridge
- Whispering Pines
- Lantern Walk
- Cypress Key
- Bella Sera
- Town of Southern

Citizen Observer Patrol (C.O.P.)

- **The C.O.P. Unit provided 1,494 volunteer hours:**

- **P.B.S.O. District 9 Volunteer of the Year: None Selected**
- **Active Members: 19**
- **Miles driven: 4,452**
- **Aided 5 Disabled Motorists**
- **18 assists at crashes and misc. assists**
- **Patrolled Parks 513 times**
- **Conducted 49,415 Business Checks**
- **Certified Parking Enforcement members wrote: 11 Handicap Citations & 20 Parking Warnings**

- **The value of 1,494 volunteer hours: \$12,788**

- ***All activities ceased in March due to COVID**



Police Athletic League (P.A.L.)

David Farber Training Ctr.:

- Community Service Program
- Active Participants: 128
- Boxing offered 5 days a week
- Partnered with local schools
- Mentoring available upon request
- Homework/computer help available upon request


Accomplishments included:

- Boxing Events Attended:
- 2020 National Sugar Bert Tournament Biloxi, Mississippi.



District 9 Support Statistics

- Fingerprinting Services processed **197** requests for fingerprints at the District 9 Lobby
- Bicycle equipped deputies provided **307.5** patrol hours
- Deputies apprehended and returned **36** truants
- **47.5** hours of Marine Patrol in the Village
- District 9 ARU specialist handled **486** calls, with **328** case numbers pulled
- Mounted Unit provided **57.5** patrol hours
- Lobby processed **118** lbs. of unwanted prescriptions



Training Overview

- Deputies received **1,004** hours of specialized training:
 - **432** hours In-Service Training
 - **572** hours in Specialized Courses
 - **Average of 18.25** hours per Employee

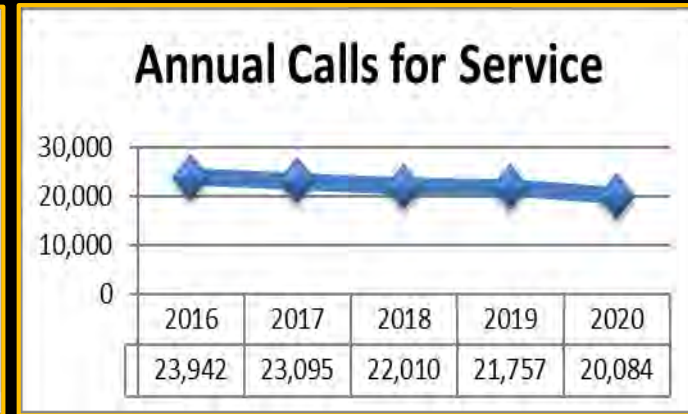
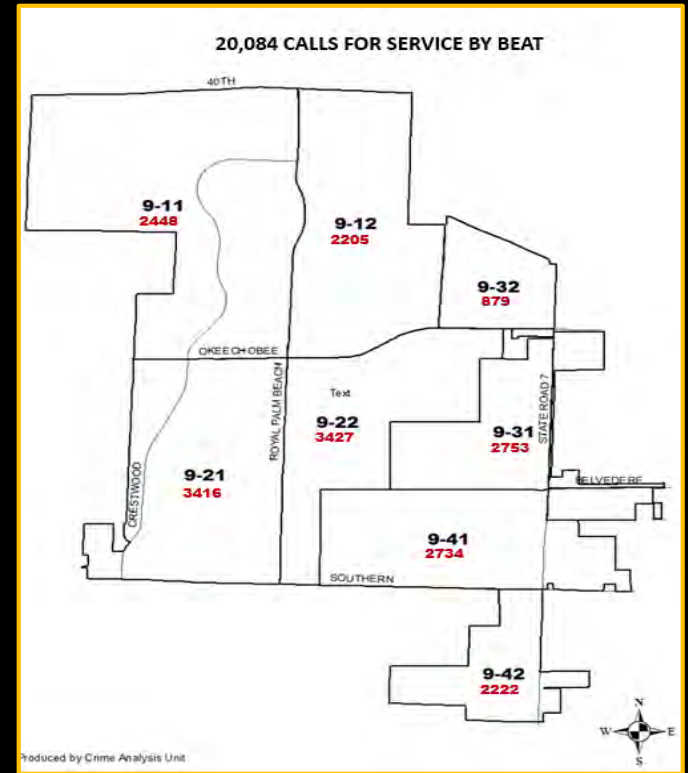


Calls For Service

- 102,239 - CADS Incidents
- 20,084 - Calls for Service
- 82,155 - Other Calls such as:
 - Traffic Stops
 - Business/Residence Checks

CY 2020 Statistics:

- 1,663 less CFS than CY 2019
- CFS decreased 8%



Uniform Crime Report (UCR) Total Crime Index

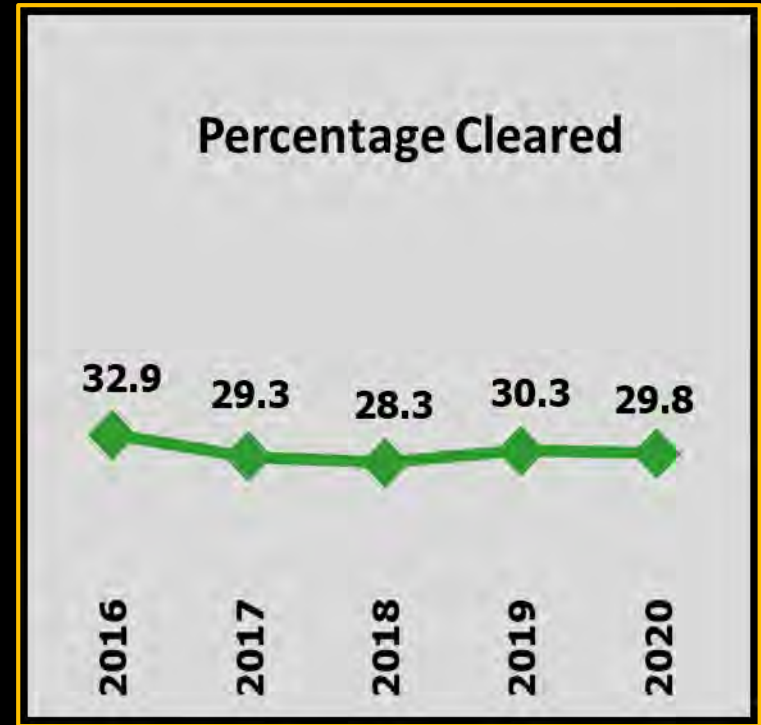
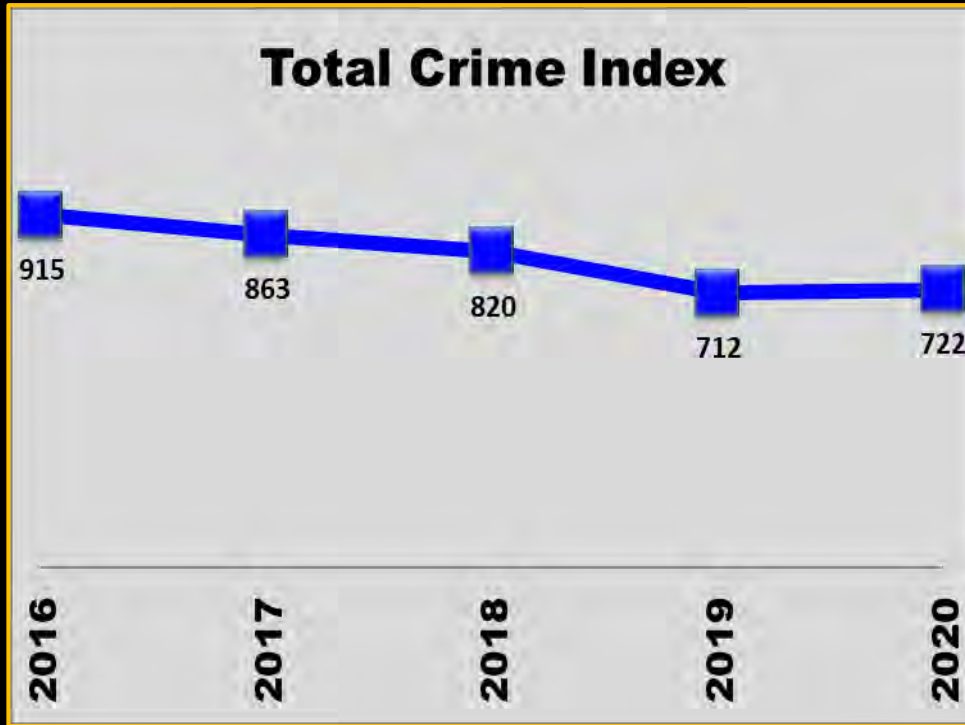
- **Seven Categories of Reportable Crimes:**
 - **Aggravated Assault**
 - **Burglary**
 - **Forcible Rape**
 - **Larceny**
 - **Motor Vehicle Theft**
 - **Murder**
 - **Robbery**
- **Total Crime Index (TCI):**
 - **TCI number: Total number of reported crimes**
 - **TCI number: Used to calculate the Crime Rate per 100,000 individuals**

UCR Statistical Comparison

Year	Total Crime Index	Population	Murder	Forcible Rape	Robbery	Aggravated Assault	Burglary	Larceny	Motor Vehicle Theft	% Cleared
2016	915	37,138	0	10	24	92	71	681	37	32.9
2017	863	37,485	0	7	20	51	61	663	61	29.3
2018	820	37,934	0	7	9	43	24	690	45	28.3
2019	712	38,691	1	7	10	39	31	581	43	30.3
2020	722	39,801	1	11	10	63	33	569	35	29.8

- **All eleven of the Forcible Rapes were acquaintance related**
- **Larceny incidents include Shoplifting and Vehicle Burglaries**
- * **Statistics for 2020 were derived from the preliminary UCR Report. Official report will be released in June.**

UCR Comparison Graphs



- **29.8% Overall Clearance Rate (OCR)**
- **Percentage cleared for 2020 were derived from the preliminary UCR Report. Official report will be released in June.**

Robbery Incidents

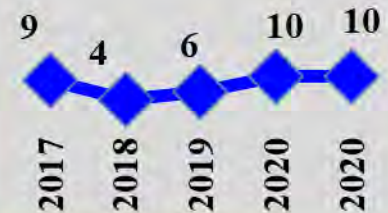
Robbery Cases (10)



Case Status (10)



Trend



- **CY 2020: 10 cases**
 - No change in Robberies from **CY 2019**
- **Note:**
 - **Arrests made in 7** of the 10 cases (70%)
 - **Seven of the 10 cases were acquaintance related**

UCR Incidents

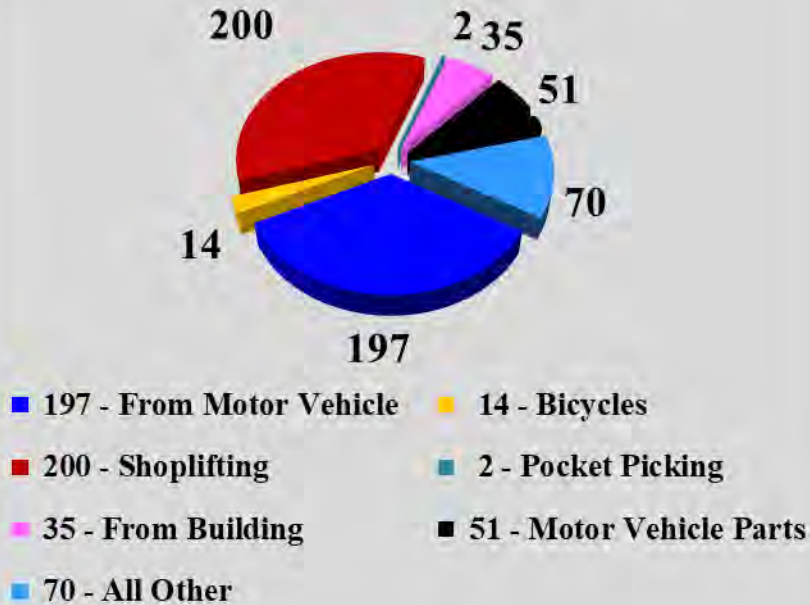
UCR Incidents (722)




- 33 - Burglary
- 1 - Murder
- 35 - Motor Vehicle Theft
- 63 - Aggravated Assault
- 11 - Forcible Rape
- 569 - Larceny
- 10 - Robbery

Larceny Incidents

Larceny Incidents (569)



Shoplifting By Year



- **CY 2020 had 12 less Larceny incidents than CY 2019, a 2.1% decrease**
- **Shoplifting incidents accounted for 35.1% of all Larceny incidents**
- **Shoplifting decreased 16%; from 238 to 200**
- **There were 76 Shoplifting arrests**

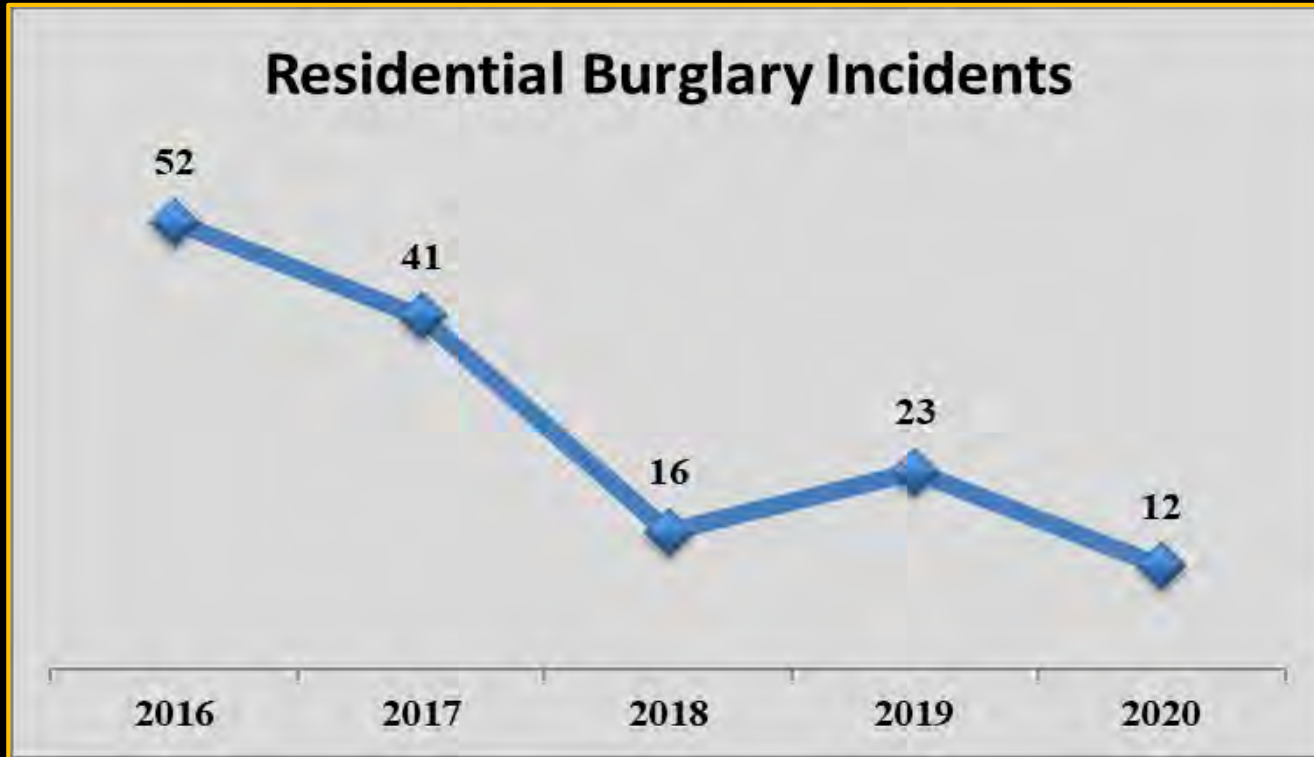
Shoplifting Incidents



CY 2020:

- **Shoplifting decreased 16% from 238 in 2019 to 200 in 2020**
- **The five big box stores had 71% (142 incidents) of all shoplifting cases reported**

Residential Burglary Incidents



- **In CY 2020, Residential Burglary incidents decreased 48%**
- **From CY 2016 to present, Residential Burglaries decreased 77%**
- **Nine burglaries were to residences where garage doors, windows, and rear sliders were left open**
- **One burglary the house key was left under the door mat**

Vehicle Burglary Incidents


Vehicle Burglaries (197) Method of Entry



Vehicle Burglaries:
Method of Entry

Description	Count
Unsecured	180
Cut/Break Glass	16
Pried	1

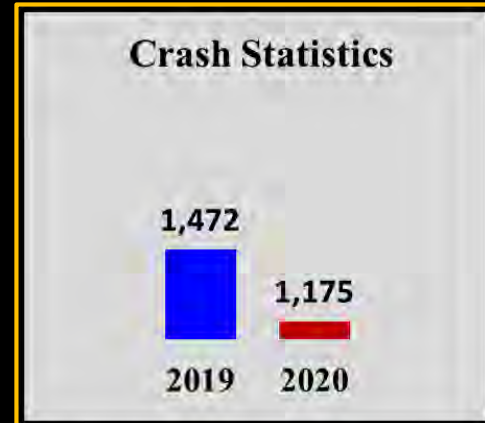

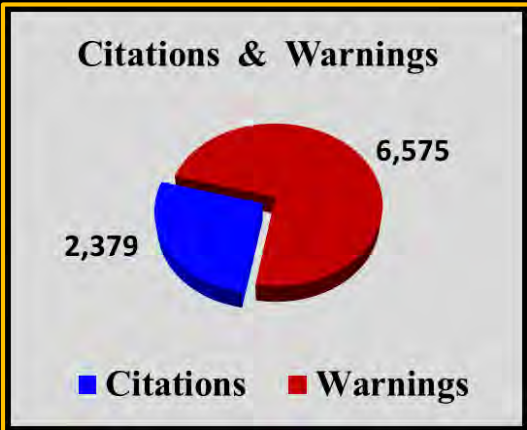
- **197 Vehicle Burglaries – 52 cases Cleared by Arrest (26.39%)**
- **Method Of Entry:**
 - **180 Unsecured (91.37%)**
 - **17 Other Entry Types (8.63%)**



Traffic



CY2020 Targeted Crash Locations					
Seq	Location	CY2019	CY2020	Change	Percent
1	SR 80 / Crestwood Blvd	87	105	18	20.7%
2	SR 80 / US 441	77	59	-18	-23.4%
3	RPB Blvd/Okeechobee Blvd	57	52	-5	-8.8%



District 9 Street Team

- **Street Team participated in:**

- Road Patrol Support
- Investigative Support
- Burglary Suppression
- Crime and Gang Suppression
- Narcotics Sales, Interdiction & Seizure
- Search Warrants
- Surveillance / Intelligence Gathering
- S.W.A.T. Team Support
- Undercover Operations
- Western Region Combined Street Team Operations



- **Accomplishments included:**

- 226 Arrests (98 Felony, 72 Misdemeanor, 56 Warrant)
- 767 Traffic Stops
- 201 Citations
- 416 Warnings
- 317 Field Interview Reports (FIRs)
- Authored and executed 11 search warrants and assisted with an additional 7 others

District 9 Detectives

Detective Bureau Accomplishments:

Detective	Assigned	Cleared	Clearance Rate	New	Carry Over	Reactivated	Arrest	Excep. Cleared	Unfounded	Non-Crime
Property/Financial Crime										
Gentilcore	57	16	28.07%	57	0	0	16	0	0	1
Vance	92	42	45.65%	92	0	0	25	8	9	2
Vera	20	7	35.00%	20	0	0	5	2	0	0
Scantland	76	15	19.74%	52	0	0	7	3	5	0
Total	245	80	32.65%	201	0	0	48	11	14	3



Service Quality Survey

Assessment of Professionalism
480 Surveys Mailed - 20.83% Responded



CY 2022 Goals

- **Analyze whether the Sector patrol boundaries are equally distributed for calls for service due to growth in the community**
- **Re-Open and promote the Police Athletic League (P.A.L.) Boxing Program through public participation**
- **Continued public education using social media as well as printed and verbal communication, all of which are essential to minimize the impact on the community for financial fraud and identity theft**
- **Maintain a strong working relationship with the Village of Royal Palm Beach T.S.R. Board on law enforcement involvement in growth expansion coupled with CPTED principals**
- **Continue the use of the unmarked fleet vehicles for surveillance and crime prevention**
- **The procurement and installation of LPR cameras at certain locations within District 9 to assist in the identification and apprehension of criminals to assist in case closure**
- **Continue to educate the public about the risks involved with leaving valuables, key fobs and spare keys in unlocked vehicles**
- **Continue the Annual Unified Local Food & Turkey Drive with local schools**
- **Meet with Principals and Clergy Leaders to maintain a seamless line of communication**
- **Reduce traffic crashes with special attention to major intersections**
- **Continue to encourage communities to start Neighborhood Watch Programs and/or Crime Prevention Meetings**
- **Continue crime reduction through expanded use of Directed Patrol Plans and Community Educational Plans**
- **Reduce the amount of stolen vehicles through the utilization of electronic burglary & theft detection devices**
- **Continue to work closely with all schools, daycares and religious campuses within the Village of Royal Palm Beach to ensure proper training and response requirements will be met by the Sheriff's Office if an emergency or active shooter incident ever occurs**

Questions?

