

Agenda Item - R - 1

**VILLAGE OF ROYAL PALM BEACH**

Agenda Item Summary

**AGENDA ITEM:**

**Presentation of the Palm Beach County Sheriff's Office District 9 Annual Report  
by Captain Ulrich Naujoks.**

**ISSUE:**

Captain Naujoks will present Palm Beach County Sherriff's Office District 9 - 2024 Annual Report.

Initiator:	Village Manager	Agenda Date	Village Council
Village Manager	Approval	6/5/25	Action



# Annual Report Calendar Year 2024



**PALM BEACH COUNTY SHERIFF'S OFFICE  
DISTRICT 9 - ROYAL PALM BEACH**



# Community Events





# Citizen Observer Patrol (C.O.P.)

- The C.O.P. Unit provided **576** volunteer hours:
  - Active Members: 4
  - Miles Driven: 1,656
  - Patrolled Parks 419 times
  - Conducted Over 141 Business Checks
- The value of 576 volunteer hours: \$18,207.36





# District 9 Support Statistics

- Bicycle equipped deputies provided 44 patrol hours.
- Mounted Unit provided 20 patrol hours.
- Deputies provided 54 hours of Marine Patrol in the Village.
- Fingerprinting Services processed 1,381 requests for fingerprints at the District 9 Lobby.
- District 9 ARU specialist handled 234 calls, with 125 case numbers pulled.
- Lobby processed 210 lbs. of unwanted prescriptions.



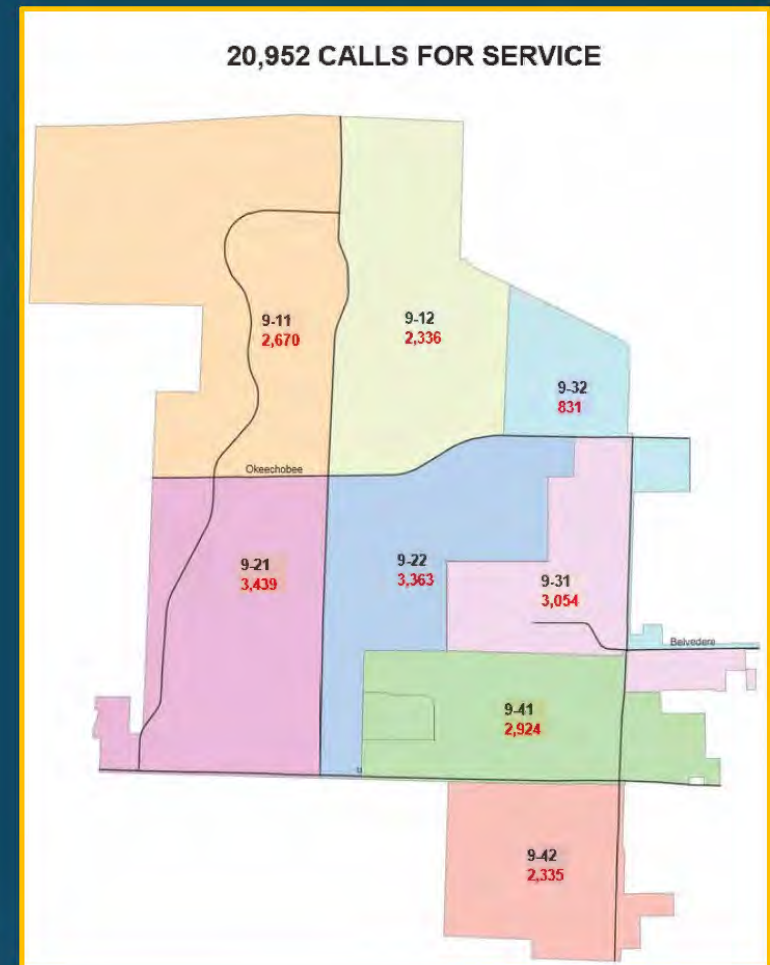


# Calls For Service

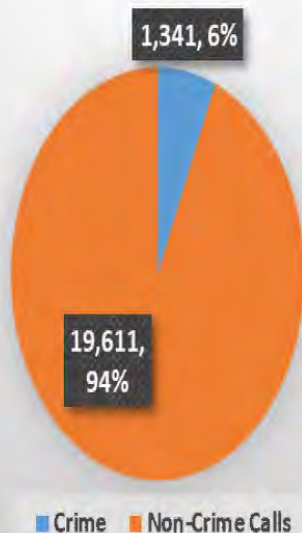
- 129,313 - CADS Incidents
- 20,952 - Calls for Service
- 108,361 - Other Calls such as:
  - Traffic Stops
  - Business/Residence Checks

## CY 2024 Statistics:

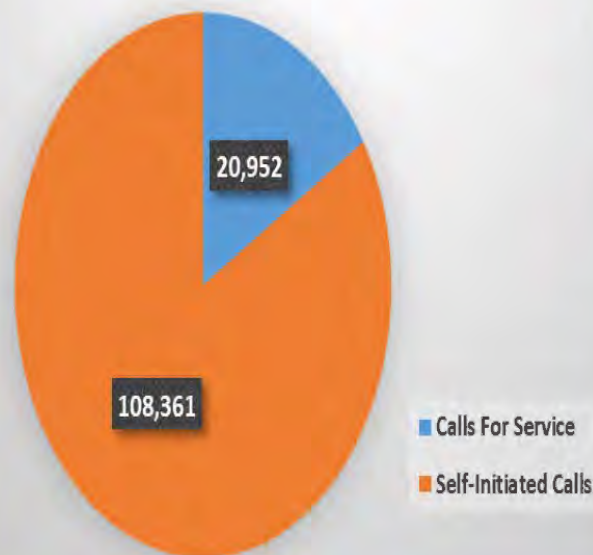
- 7,933 more CADS Incidents than CY 2023
- 707 less Calls for Service than CY 2023
- CFS decreased 3.3%




## Crime vs. Non-Crime Calls For Service



## Calls For Service



## Annual Calls for Service



2020	2021	2022	2023	2024
20,084	19,934	19,461	21,659	20,952

# UCR Statistical Comparison

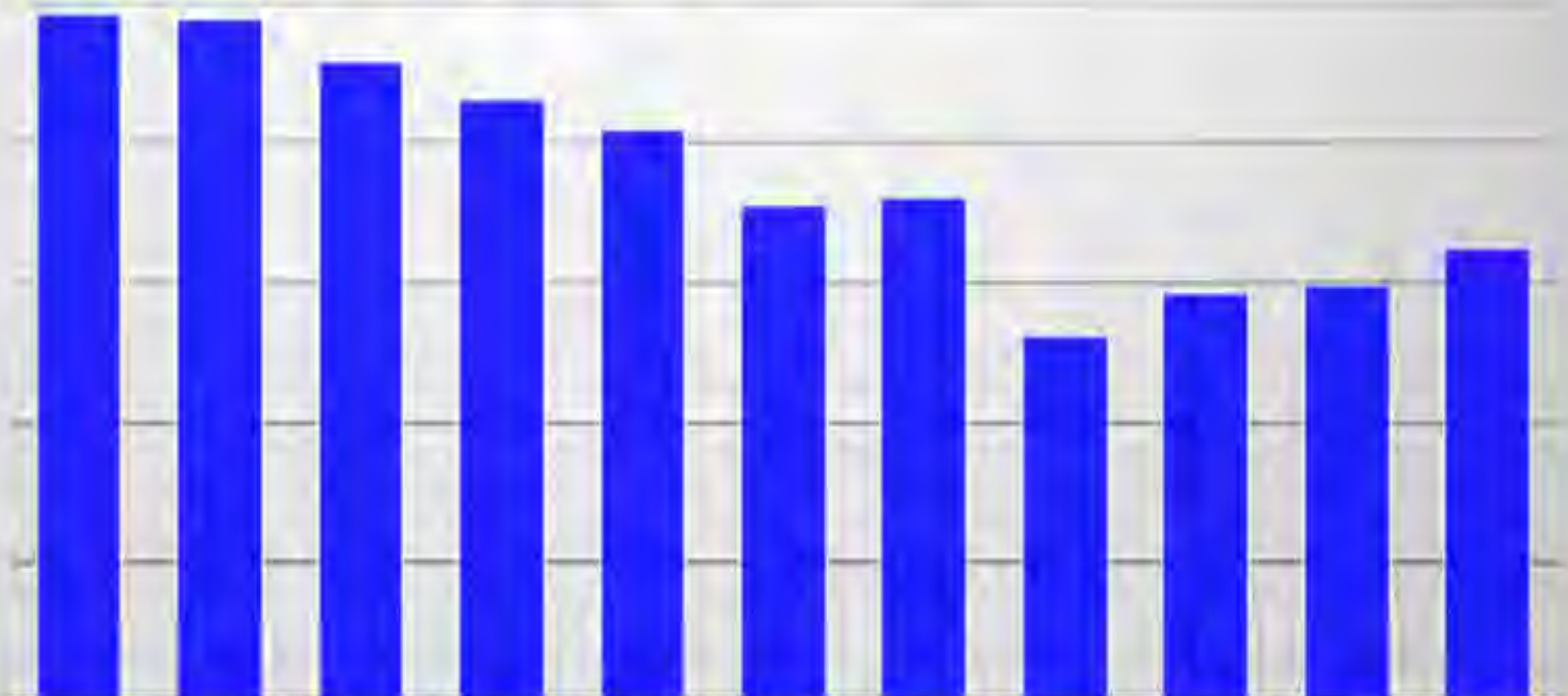
Year	Total Crime Index	Population	Murder	Forcible Rape	Robbery	Aggravated Assault	Burglary	Larceny	Motor Vehicle Theft	% Cleared
2020	722	39,801	1	11	10	63	33	569	35	30.3
2021	523	39,144	3	6	2	52	18	416	26	29.8
2022	585	36,345	0	18	6	58	19	458	26	27.9
2023	596	40,299	1	10	9	72	60	423	21	32.9
2024	649	40,430	0	12	8	43	21	542	23	37.8

- All 12 of the Forcible Rapes were acquaintance related.
- Larceny incidents include Shoplifting and Vehicle Burglaries.
- Business Burglaries decreased.



# UCR Statistical Comparison 2014 – 2024

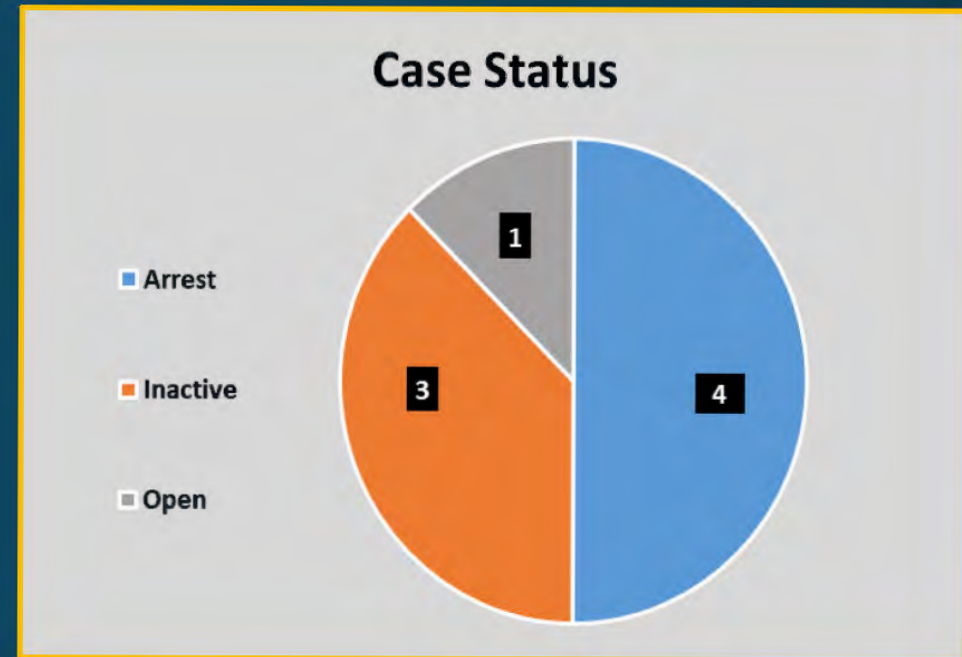
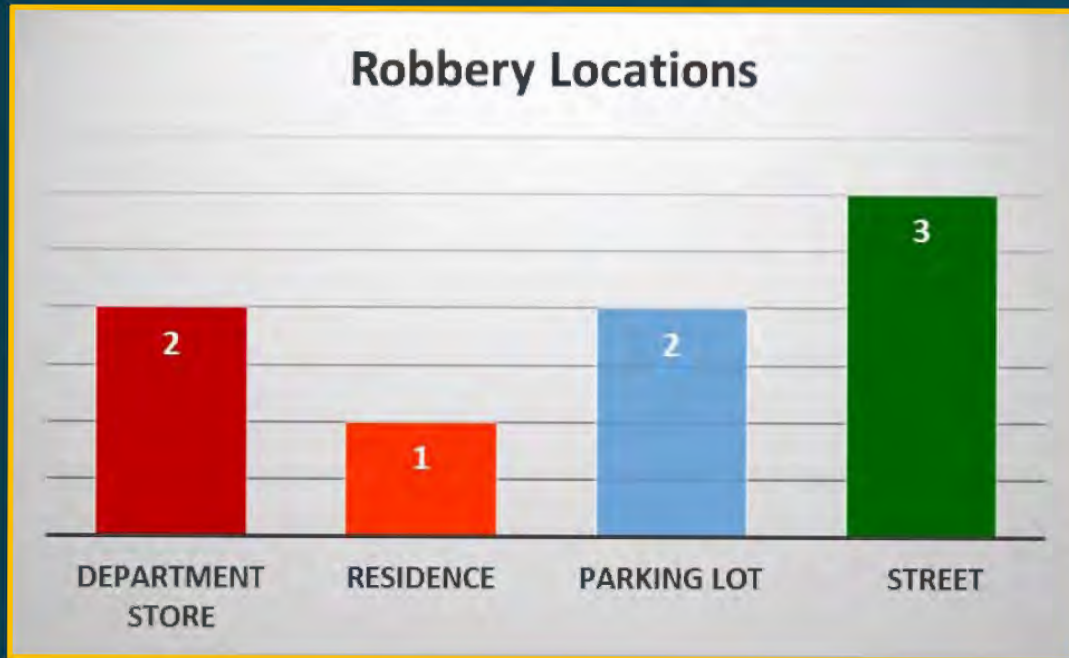
## Total Crime Index



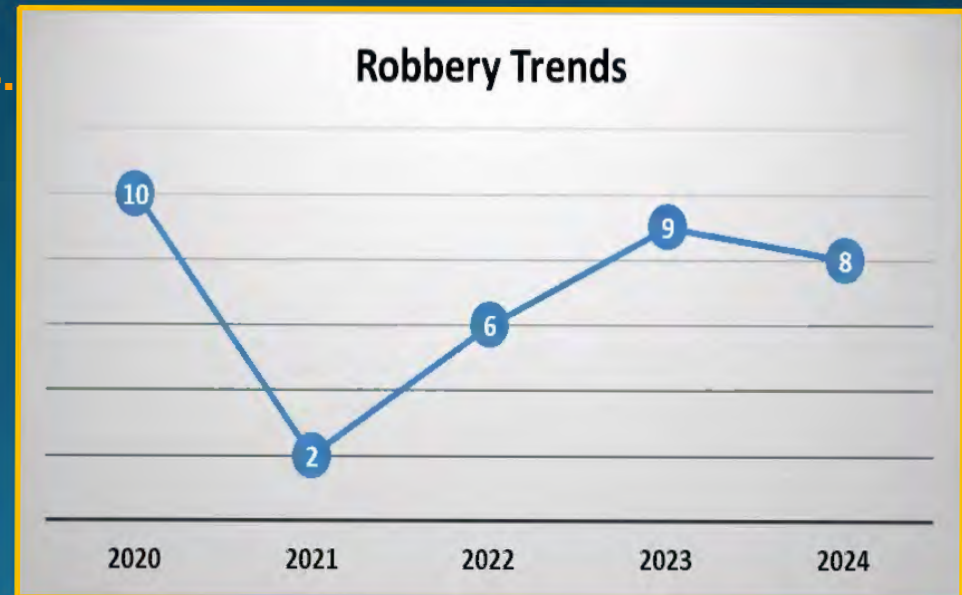
	2014	2015	2016	2017	2018	2019	2020	2021	2022	2023	2024
Total Crime Index	984	979	915	863	820	712	722	523	585	596	649



# Robbery Incidents

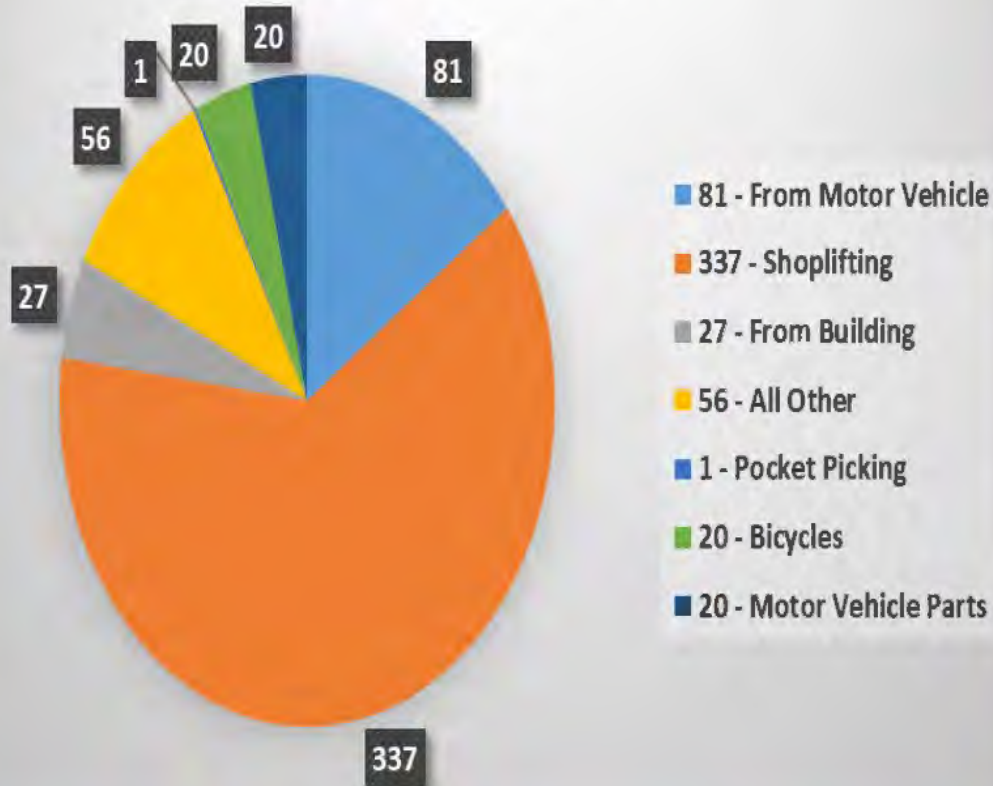


- **CY 2024: 8 cases**
  - **11.1% decrease** in Robberies from **CY 2024.**
- **Note:**
  - **Five arrests made** in four cases.
  - **Two cases were acquaintance related.**
  - **Two cases victims refused to cooperate.**
  - **Two cases to business.**

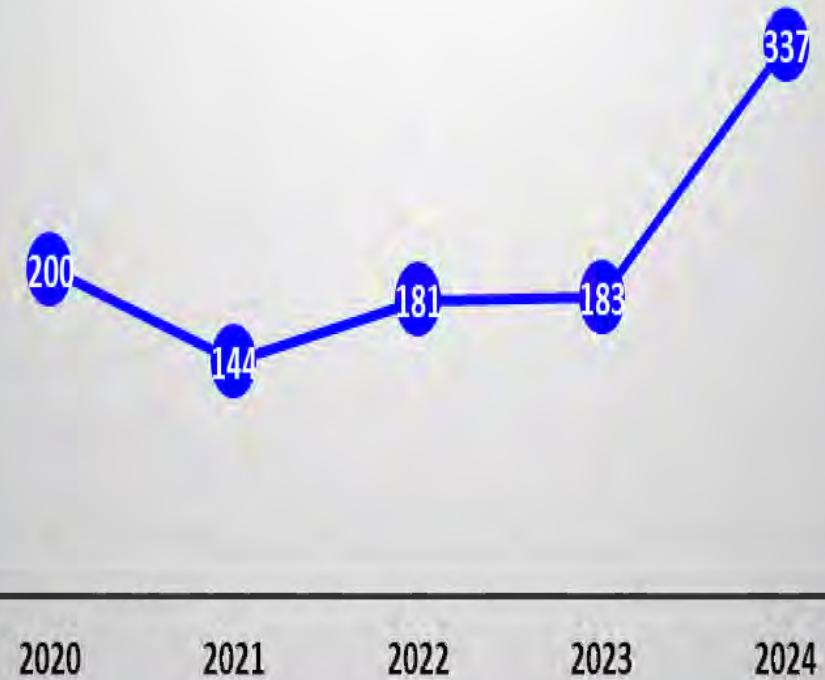


# Larceny Incidents

Larceny Incidents



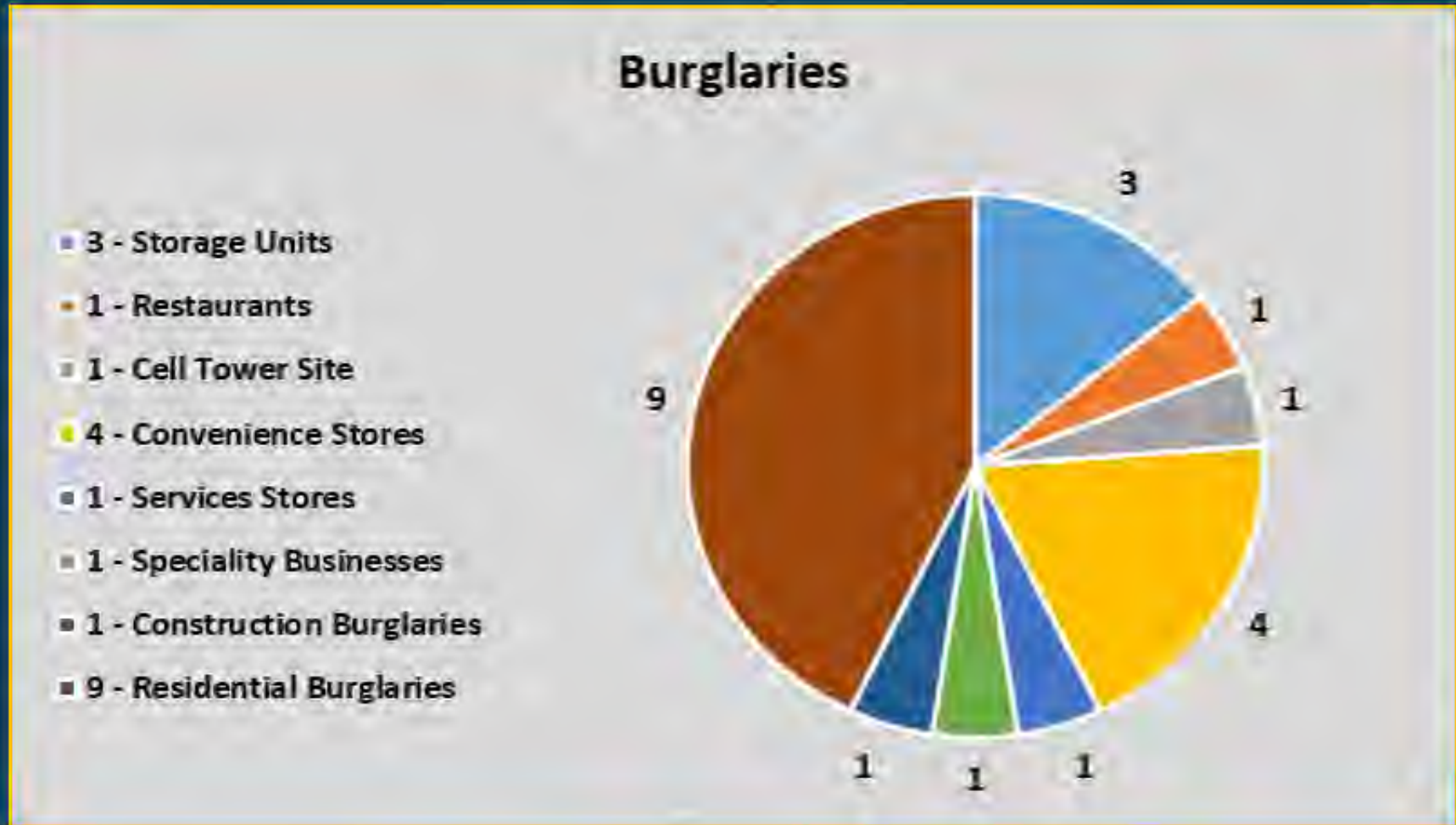
Shoplifting by Year



- CY 2024 had 542 Larcenies, 119 more than CY 2023, a 28.1% increase.
- Shoplifting incidents accounted for 62.17% of all Larceny incidents.



# Burglary Incidents

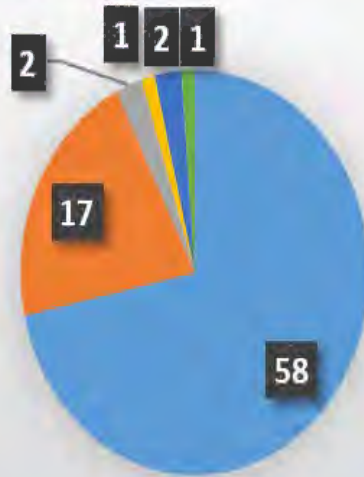


- In CY 2024, Residential Burglary incidents decreased 25%.
- From CY 2020 to present, Residential Burglaries decreased 25%.
- In CY 2024, Business Burglary incidents decreased 70%. Storage unit burglaries decreased 91% from 32 to 3.
- Multiple business burglaries were cleared by arrest.

# Vehicle Burglary Incidents

Vehicle Burglaries Method of Entry

58 - Left Unlocked/Open   17 - Cut/Break Glass   2 - Forced Entry  
1 - Prying Tool   2 - Punched Lock   1 - Attempt




Method of Entry	Count
Left Unlocked/Open	58
Cut/Break Glass	17
Forced Entry	2
Prying Tool	1
Punched Lock	2
Attempt	1

- 81 Vehicle Burglaries – 19 cases Cleared by Arrest (23.45%)
- Method Of Entry:
  - 58 Unsecured (71.60%) - Firearms taken in 11 cases
  - 23 Other Entry Types (28.40%)



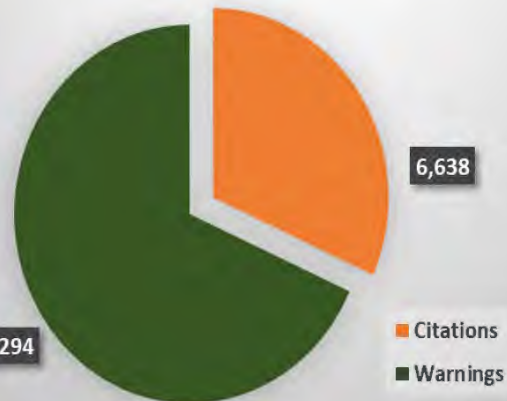
# Traffic



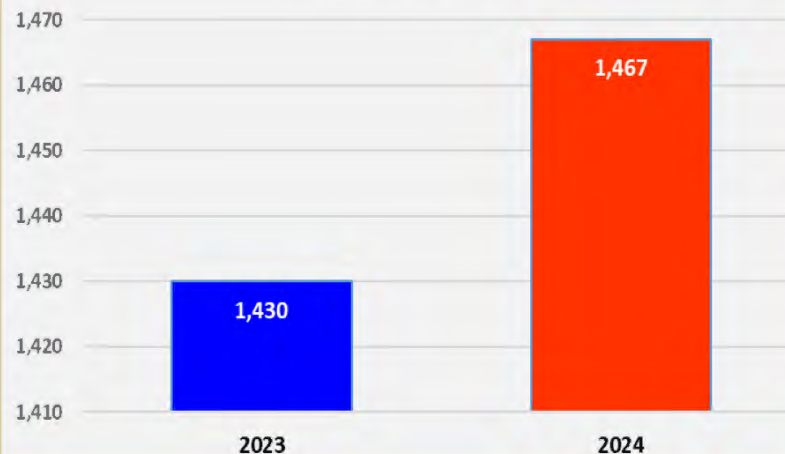
## CY2024 Targeted Crash Locations

Seq	Location	CY2023	CY2024	Change	Percent
1	SR 80 / US 441	105	98	-7	-6.7%
2	SR 80 / Crestwood Blvd	74	80	6	8.1%
3	SR 7 / Okeechobee Blvd	55	67	12	21.8%

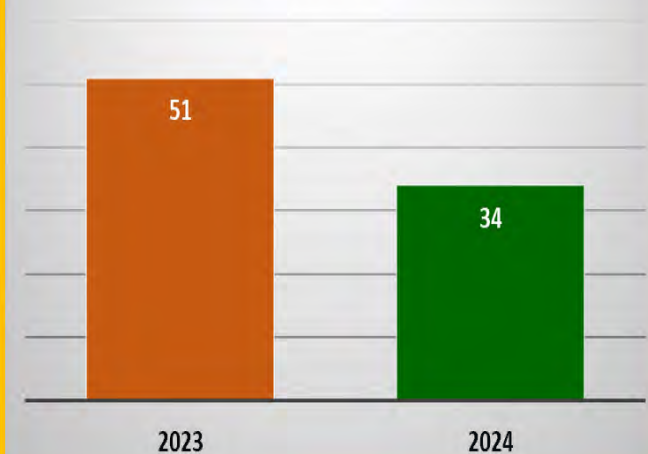
Citations & Warnings



Crash Statistics



DUI Arrests





# District 9 Street Crimes Unit

- **Street Crimes Unit participated in:**

- Road Patrol Support
- Investigative Support
- Burglary Suppression
- Crime and Gang Suppression
- Narcotics Sales, Interdiction & Seizure
- Search Warrants
- Surveillance / Intelligence Gathering
- S.W.A.T. Team Support
- Undercover Operations
- Western Region Combined Street Team Operations



- **Accomplishments included:**

- 211 Arrests (112 Felony, 85 Misdemeanor, 29 Warrant)
- 841 Traffic Stops
- 178 Citations
- 629 Warnings
- 84 Field Interview Reports (FIRs)
- Authored and executed 10 search warrants and assisted with an additional 10 others



# District 9 Detectives

## Detective Bureau Accomplishments:

Detective	Assigned	Crime Cases	Cleared	Clearance Rate	New	Carry Over	Reactivated	Arrest	Excep. Cleared	Unfounded	Non-Crime
Property/Financial Crime											
Coppola	109	76	52	68.42%	102	7	0	27	5	20	26
Vance	80	35	19	54.29%	74	6	0	10	1	8	5
Vera	70	48	26	54.17%	64	7	1	14	1	11	14
Total	259	159	97	61.01%	240	20	1	51	7	39	45

- District 9 Detective Bureau average clearance rate: **61.01%** for all assigned crime cases, which include Burglary, Auto Theft and Shoplifting.



# LPR Cameras

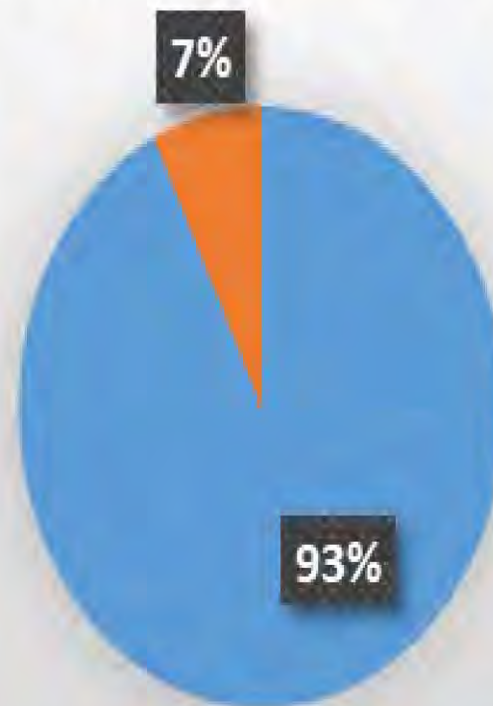


- In 2024 the District 9 License Plate Readers detected 163 vehicles that were either stolen or involved in other crimes/incidents.



# Service Quality Survey

**Assessment of Professionalism 480  
Surveys Mailed - 8.5% Responded**



■ Excellent ■ Good

# CY 2025 Goals

- Provide Internet Safety Presentation to all parents of Royal Palm Beach Elementary Schools
- Continue traffic enforcement to reduce crashes and educate the public on safety measures
- Continue to educate the public via sign boards, social media, and e-alerts to HOA's and business owners on crime prevention issues.
- The District 9 Street Crimes Unit will continue to collaborate with the South Florida Task Force, Violent Crimes Division, Narcotics and other West Regional Bureau Street Crimes Units to address significant issues affecting multiple areas throughout the West Regional Bureau
- Crime Reduction through expanded use of Directed Patrol Plans and Community Education
- Continue working with the community to reduce the amount of vehicle thefts and burglaries
- Continue working with the Village of Royal Palm Beach Technical Site Review Committee (TSR) on law enforcement's involvement in the Village's growth with proven CPTED principles
- Continue the collaborative efforts between detectives, road patrol deputies and street team agents to identify and solve specific identifiable crimes
- Assist Village with maintenance of the LPR camera system by identifying when cameras are inoperable
- Maintain and enhance the partnership with Lutheran Services
- The District 9 Street Crimes Unit will continue its partnership with the Department of Juvenile Justice to identify known juvenile offenders on probation so they can be monitored
- Continue to utilize the District Community Outreach Coordinator/Crime Prevention Practitioner and CPTED trained liaison deputies to educate the community and businesses on crime prevention methods and strategies
- Continue the established partnership with Wal-Mart, Target, and Lowes administrators to report thefts in a timely manner while encouraging them to add extra security measures to reduce the number of shoplifting incidents



# QUESTIONS

