

Agenda Item - R - 1

**VILLAGE OF ROYAL PALM BEACH**

Agenda Item Summary

**AGENDA ITEM:**

**Presentation of the Palm Beach County Sheriff's District 9 Annual Report by Captain Ulrich Naujoks.**

**ISSUE:**

Captain Naujoks will present Palm Beach County Sherriff's Office District 9 - 2022 Annual Report.

Initiator:	Village Manager	Agenda Date	Village Council
Village Manager	Approval	5/18/23	Action

# Annual Report Calendar Year 2022



**PALM BEACH COUNTY SHERIFF'S OFFICE  
DISTRICT 9 - ROYAL PALM BEACH**

# Table of Contents

1. Cover Page
2. Table of Contents Page
3. Captain's Letter
4. District 9 Organizational Chart
5. Community Outreach Activities
6. Community Events
7. CY 2022 Meetings
8. Citizen Observer Patrol (COP)
9. District 9 Support Statistics
10. Training Overview
11. Calls For Service
12. UCR Crime Report (UCR)
13. UCR Statistical Comparison
14. UCR Comparison Graphs
15. Robbery Incidents
16. UCR Incidents
17. Larceny Incidents
18. Shoplifting Incidents
19. Residential Burglary Incidents
20. Vehicle Burglary Incidents
21. Traffic
22. District 9 Street Crimes Unit
23. District 9 Detectives
24. LPR Cameras
25. Service Quality Survey
26. CY 2023 Goals



**PALM BEACH COUNTY  
SHERIFF'S OFFICE**

**RIC L. BRADSHAW, SHERIFF**



May 18, 2023

Village of Royal Palm Beach  
Attention: Mr. Ray Liggins, Village Manager  
1050 Royal Palm Beach Blvd.  
Royal Palm Beach, Florida 33411

RE: 2022 Annual Report

Dear Mr. Liggins:

It is my pleasure to present you, Mayor Pinto and members of the Village of Royal Palm Beach Council, with the 2022 Palm Beach County Sheriff's Office - District 9 Annual Report. As you will find, the information contained within this report provides current, accurate, and up-to-date information related to all law enforcement activity over the past year within the Village of Royal Palm Beach.

The State of Florida 2022 Annual UCR report shows last year, in Royal Palm Beach, there was a 11.9% increase in overall crime in the total index offenses captured by UCR reporting. We at the Palm Beach County Sheriff's Office District 9 Substation continue to have a forward leaning posture when approaching crime. We remain vigilant in our continued efforts to combat crime and educate those we serve through efforts made in community policing, outreach and crime prevention.

Teamwork is essential, and due to the seamless partnerships between the Palm Beach County Sheriff's Office and our communities we are able to prevent many crimes before they occur. It is important for residents to know the safety and quality of life for all those who work, live, and visit the Village of Royal Palm Beach is our top priority. The Palm Beach County Sheriff's Office will continue to look ahead into 2023 with a continued sense of commitment for those they serve and serve with.

Sincerely,

Captain Ulrich K. Naujoks  
Commander -- District 9

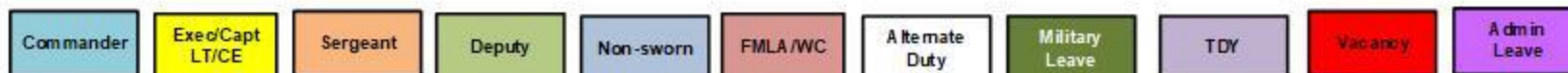
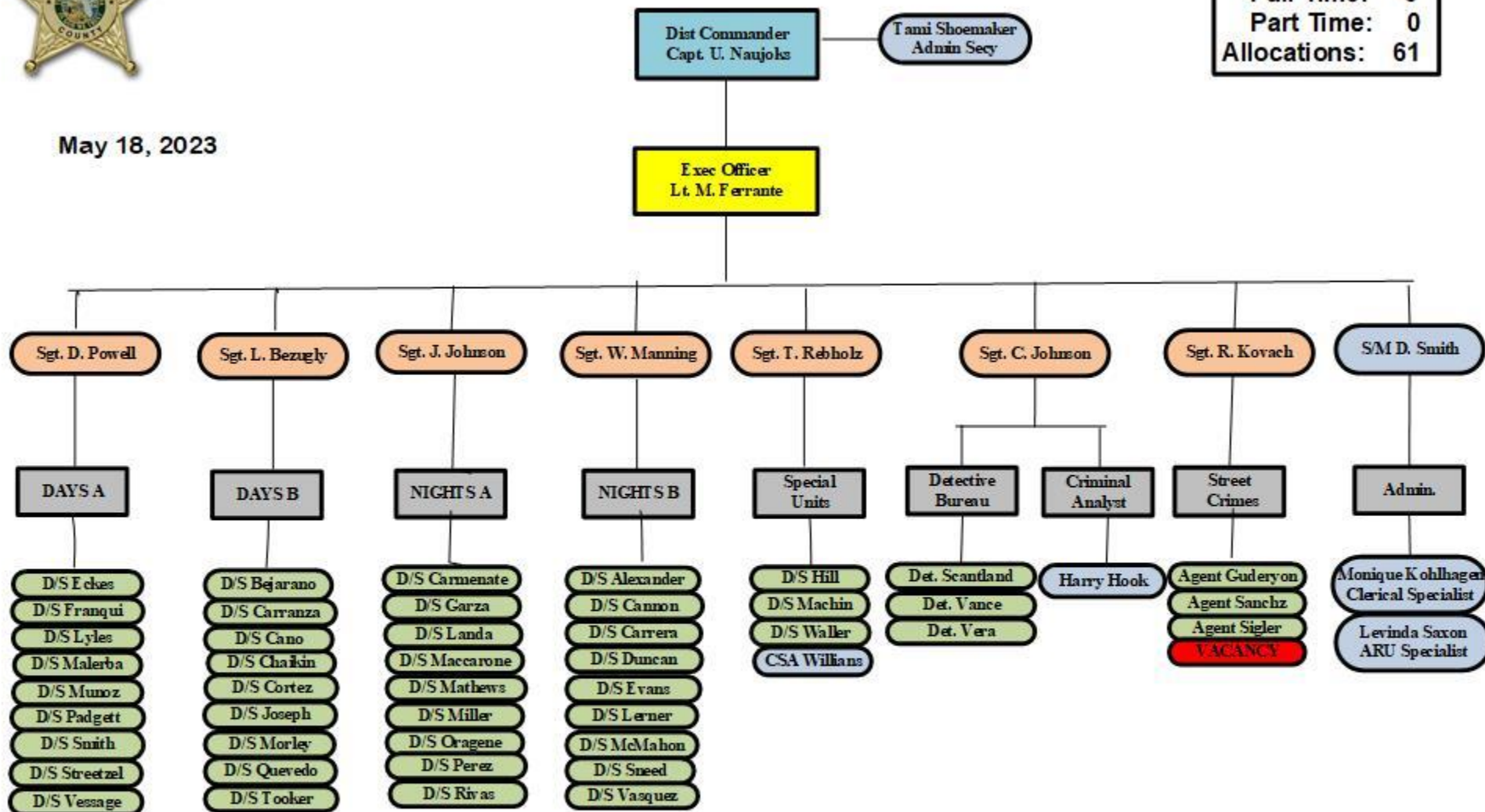




## PBSO District 9 – Royal Palm Beach Organizational Chart

Sworn:	55
Non-Sworn:	
Full Time:	6
Part Time:	0
Allocations:	61

May 18, 2023



# Community Outreach Activities

- Annual Principal Breakfast
- Annual Walk Your Child to School Day
  - Crime Prevention in Communities
- Christ Fellowship Appreciation Day
  - Pool Safety Program
  - Bike Helmet Program
- Holiday “stuffed animals” w/ PetSmart
  - Happy Halloween Trunk or Treat
- Law Enforcement Appreciation Visits
  - Shop With a Cop
- Personal Contact Surveys to Citizens
  - Easter Bunny Inc.
  - HOA Meetings via Zoom
- Annual School Supply Drive



# Community Events





# CY 2022 Meetings

when requested

## Crime Prevention Programs

- Madison Green Master
- M.G. Oakmont
- M.G. Walden
- M.G. Estates
- M.G. Pinehurst
- Hibiscus Drive
- La Mancha
- Porto Sol
- Modern Villas
- Weybridge
- The Preserve
- Elysium
- Shoma Homes
- Greenway Village 1-4

## Neighborhood Watch

- Counterpoint A
- Counterpoint B
- Willows A
- Willows B

## HOAs

- Madison Green
- Crestwood Glen
- Bella Terra
- Grandview
- Modern Villas
- Nautica Lakes
- Porto Sol
- Saddlebrook
- Saratoga Lakes
- Saratoga Pines
- Strathmore Gate E
- Grandview
- Estates of RPB
- Greenway Villages
- Huntington Woods
- Seminole Lakes
- Shoma Homes
- Stamford
- Strathmore Gate W

## Zoom Meetings

- The Trails
- Victoria Groves
- Weybridge
- Whispering Pines
- Lantern Walk
- Cypress Key
- Bella Sera
- Town of Southern



# Citizen Observer Patrol (C.O.P.)

- The C.O.P. Unit provided **762** volunteer hours:
  - **P.B.S.O. District 9 Volunteer of the Year:**  
**Robert James**
  - **Active Members:** 20
  - **Miles Driven:** 4,011
  - **Patrolled Parks** 338 times
  - **Conducted Over 31,947 Business Checks**
- The value of **762** volunteer hours: **\$22,821.90**



# District 9 Support Statistics

- Bicycle equipped deputies provided 347 patrol hours.
- Mounted Unit provided 26 patrol hours.
- Deputies provided 35 hours of Marine Patrol in the Village.
- Fingerprinting Services processed 1,343 requests for fingerprints at the District 9 Lobby.
- District 9 ARU specialist handled 146 calls, with 96 case numbers pulled.
- Lobby processed 126 lbs. of unwanted prescriptions.





# Training Overview

District personnel received 3,725 hours of specialized training:

- 1,470 hours In-Service Training
- 2,255 hours in Specialized Courses
- Average of 64.22 hours per Employee



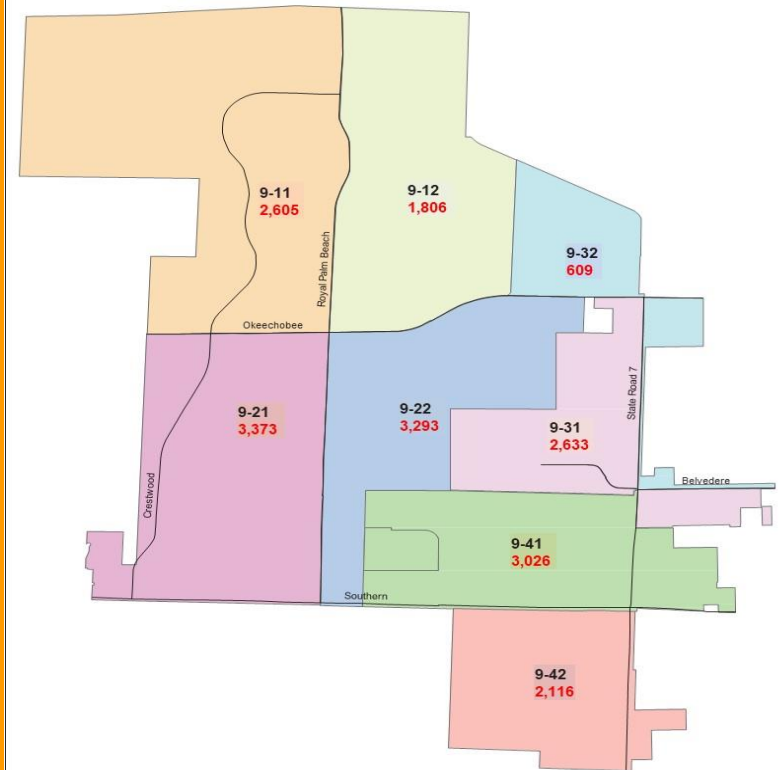
# Calls For Service

- 102,594 - CADS Incidents
- 19,461 - Calls for Service
- 83,133 - Other Calls such as:
  - Traffic Stops
  - Business/Residence Checks

## CY 2022 Statistics:

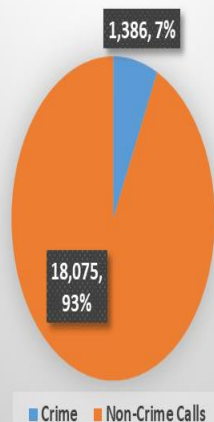
- 7,965 MORE CADS Incidents than CY 2021
- 473 less Calls for Service than CY 2021
- CFS decreased 2%

19,461 CALLS FOR SERVICE BY BEAT

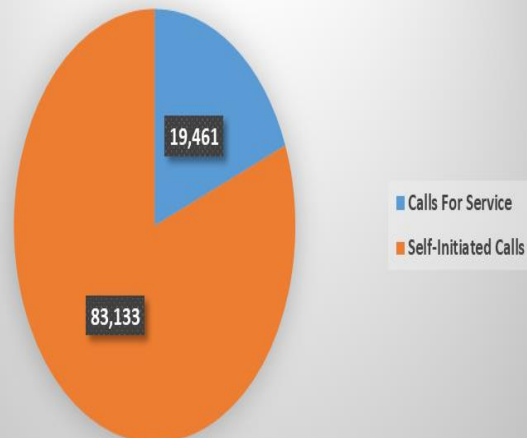


EFF 02/2023

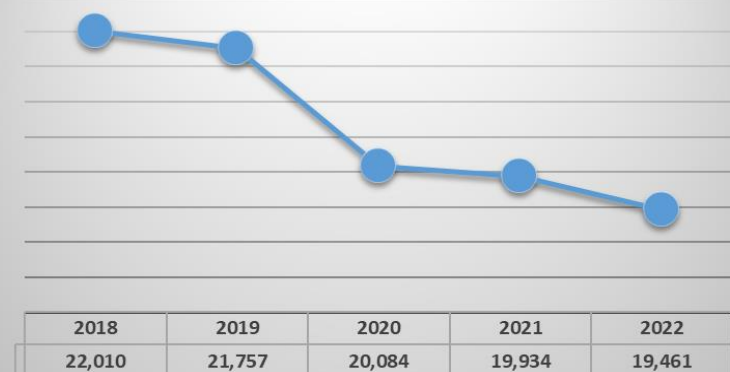
Crime vs. Non-Crime Calls For Service



Calls For Service



Annual Calls for Service





# Uniform Crime Report (UCR) Total Crime Index

- **Seven Categories of Reportable Crimes:**

- Aggravated Assault
- Burglary
- Forcible Rape
- Larceny
- Motor Vehicle Theft
- Murder
- Robbery

- **Total Crime Index (TCI):**

- TCI number: Total number of reported crimes
- TCI number: Used to calculate the Crime Rate per 100,000 individuals

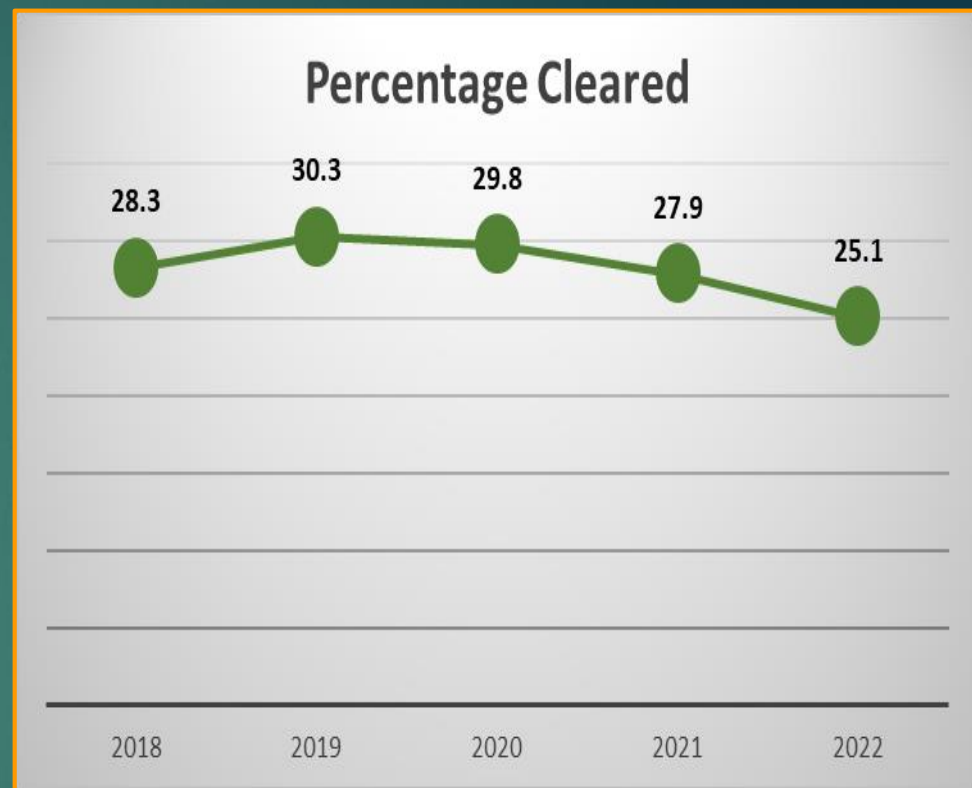
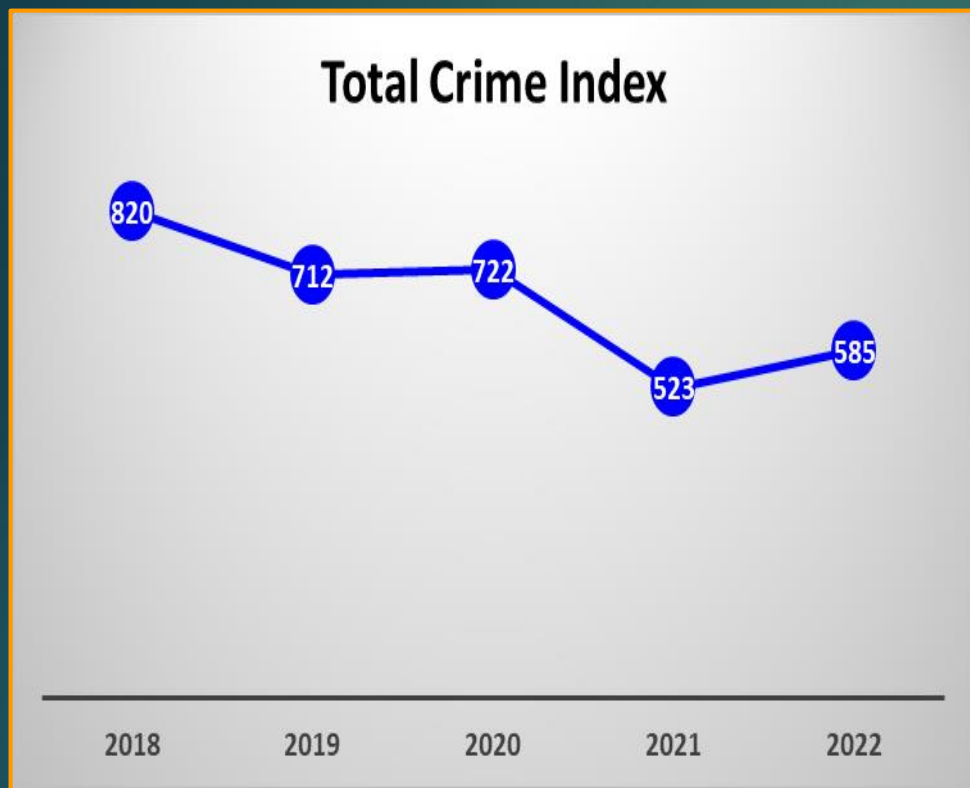
# UCR Statistical Comparison

Year	Total Crime Index	Population	Murder	Forcible Rape	Robbery	Aggravated Assault	Burglary	Larceny	Motor Vehicle Theft	% Cleared
2018	820	37,934	0	7	9	43	24	690	45	28.3
2019	712	38,691	1	7	10	39	31	581	43	30.3
2020	722	39,801	1	11	10	63	33	569	35	29.8
2021	523	39,144	3	6	2	52	18	416	26	27.9
2022	585	39,345	0	18	6	58	19	458	26	25.1

- All 18 of the Forcible Rapes were acquaintance related.
- Larceny incidents include Shoplifting and Vehicle Burglaries.



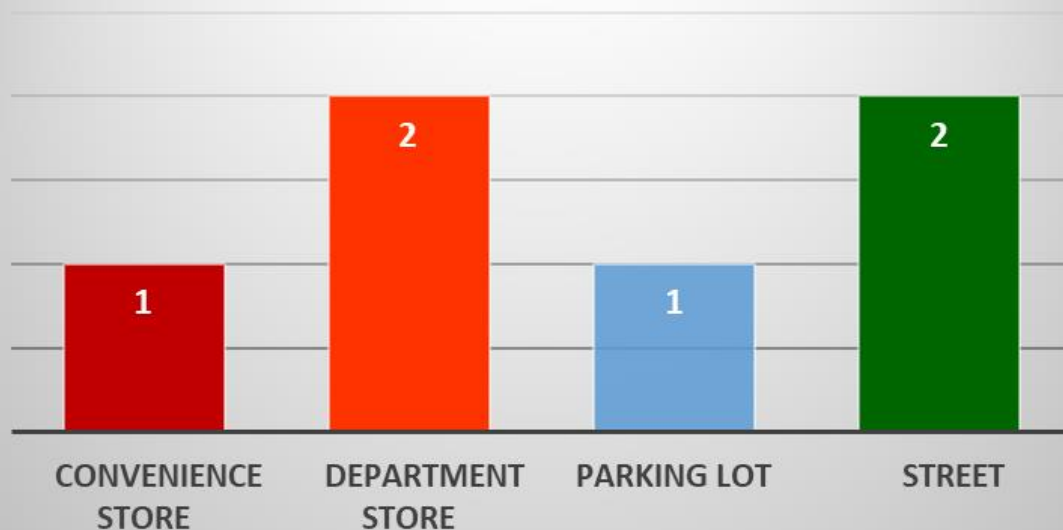
# UCR Comparison Graphs



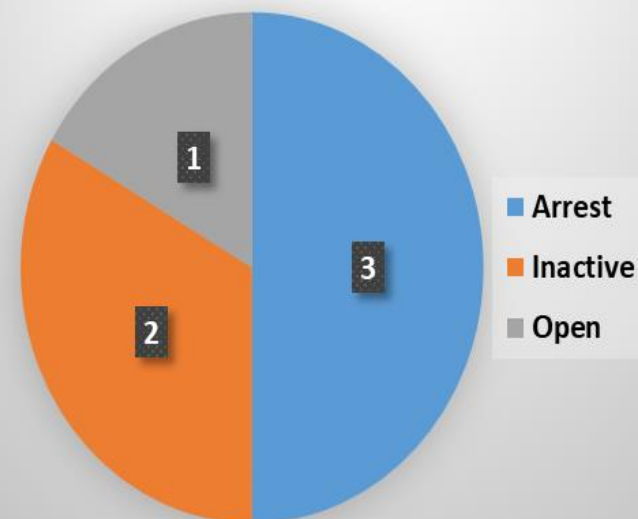
- **25.1% Overall Clearance Rate (OCR).**
- **Percentage cleared for 2022 were derived from the preliminary UCR Report.**

# Robbery Incidents

## Robbery Locations

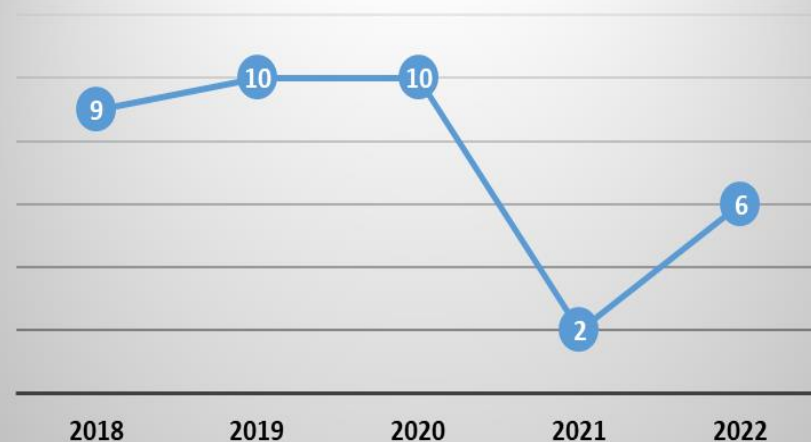


## Case Status

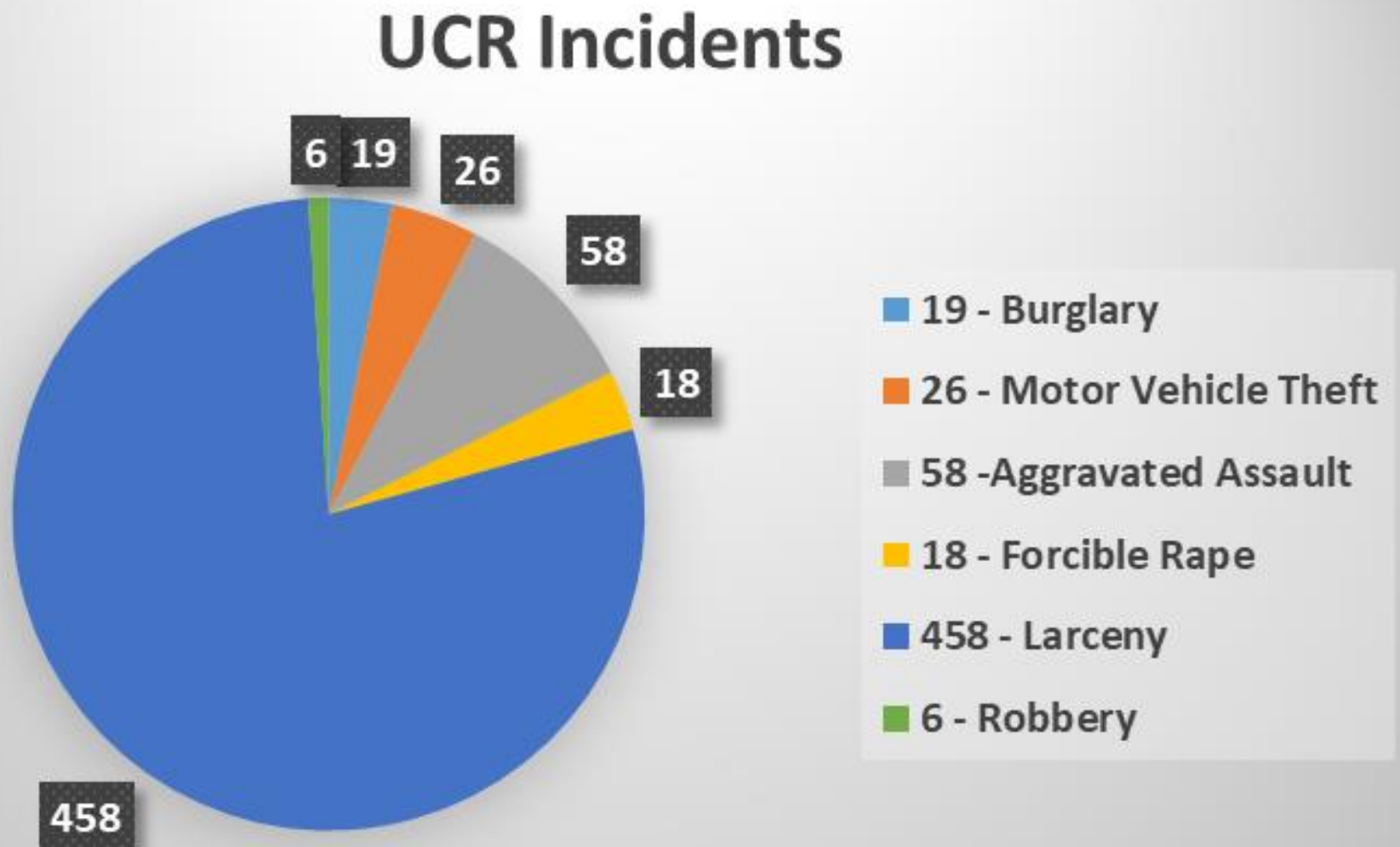


- **CY 2022: 6 cases**
  - **200% increase** in Robberies from **CY 2021**.
- **Note:**
  - **Six arrests made** in three cases.
  - **All six cases were snatch & grab robberies.**

## Robbery Trends



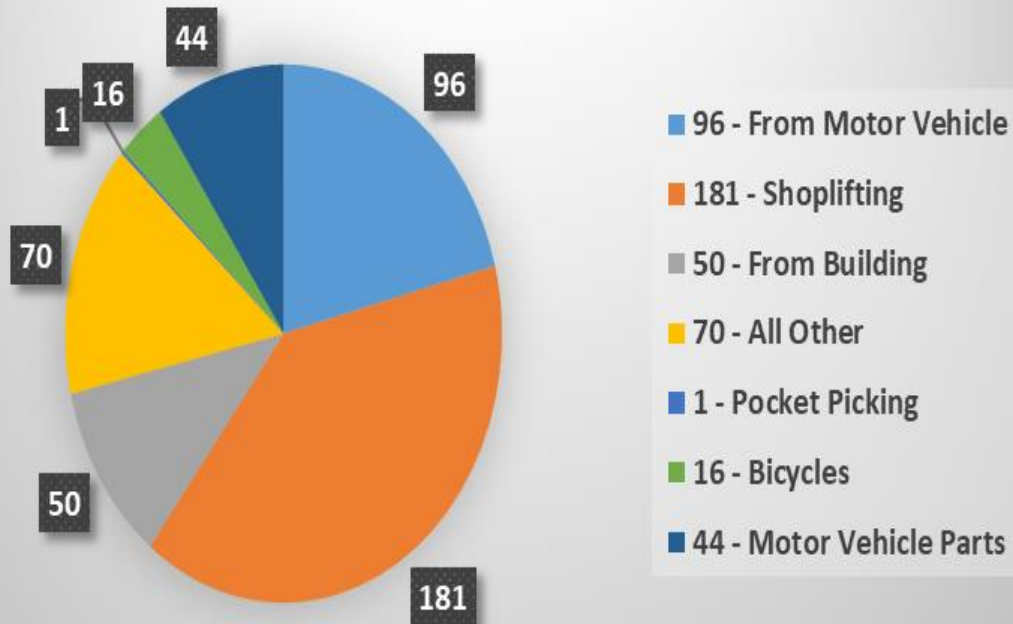
# UCR Incidents



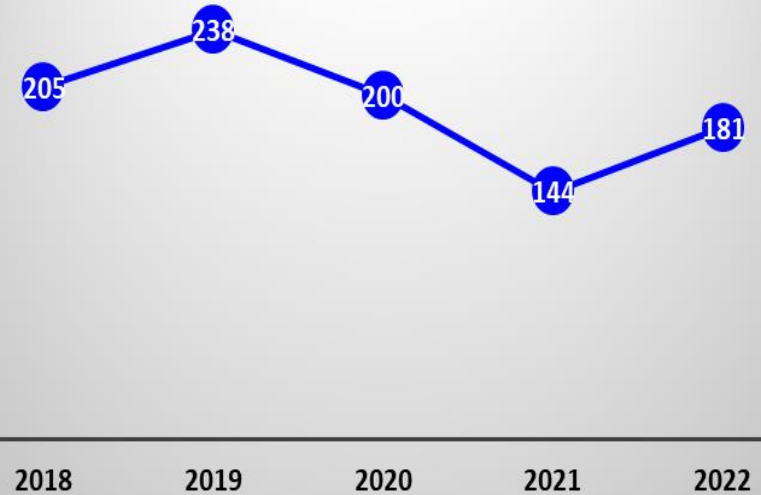


# Larceny Incidents

## Larceny Incidents



## Shoplifting by Year



- CY 2022 had 42 more Larceny incidents than CY 2021, a 10.1% increase.
- Shoplifting incidents accounted for 39.5% of all Larceny incidents.
- Shoplifting increased 25.7% from 144 to 181.
- There were 50 Shoplifting arrests.

# Shoplifting Incidents

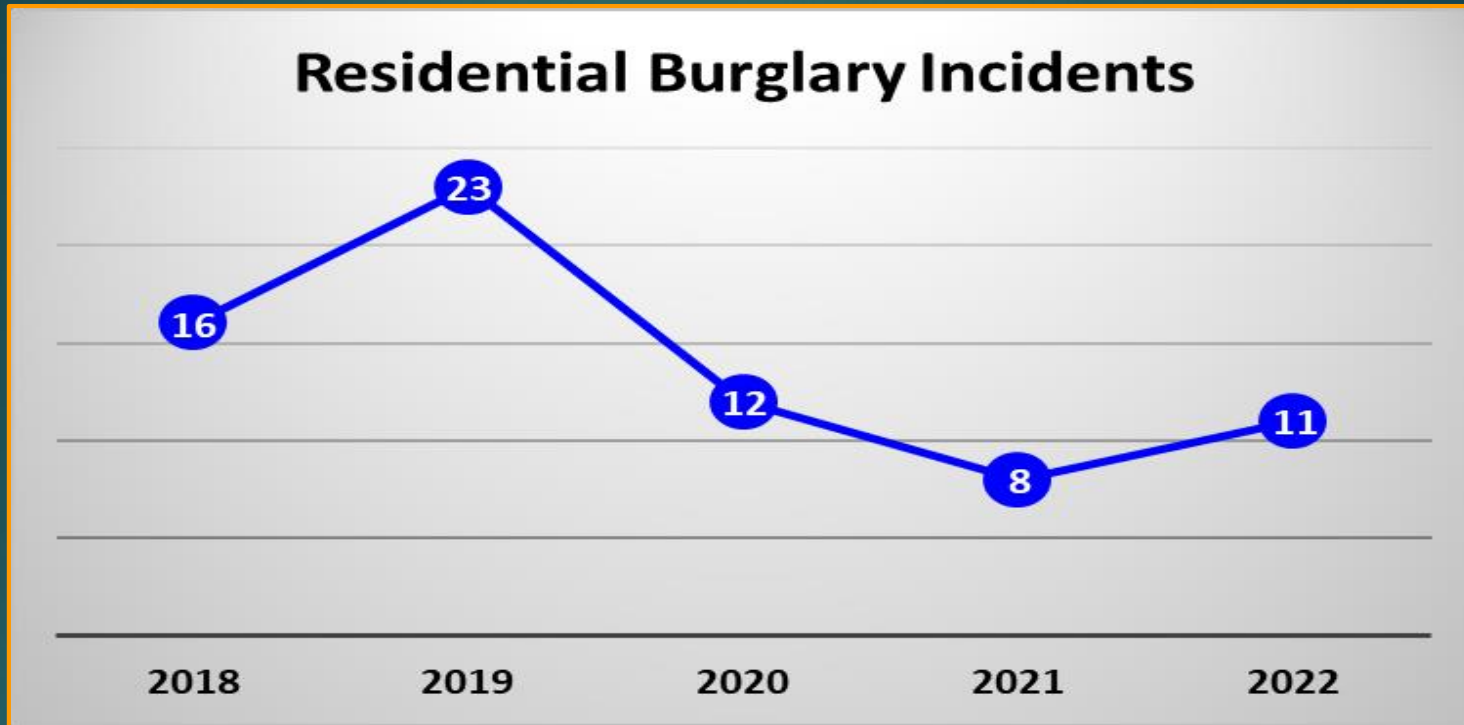


## CY 2022:

- Shoplifting increased 25.7% from 144 in 2021 to 181 in 2022.
- The five big box stores had 55.8% (101 incidents) of all shoplifting cases reported.



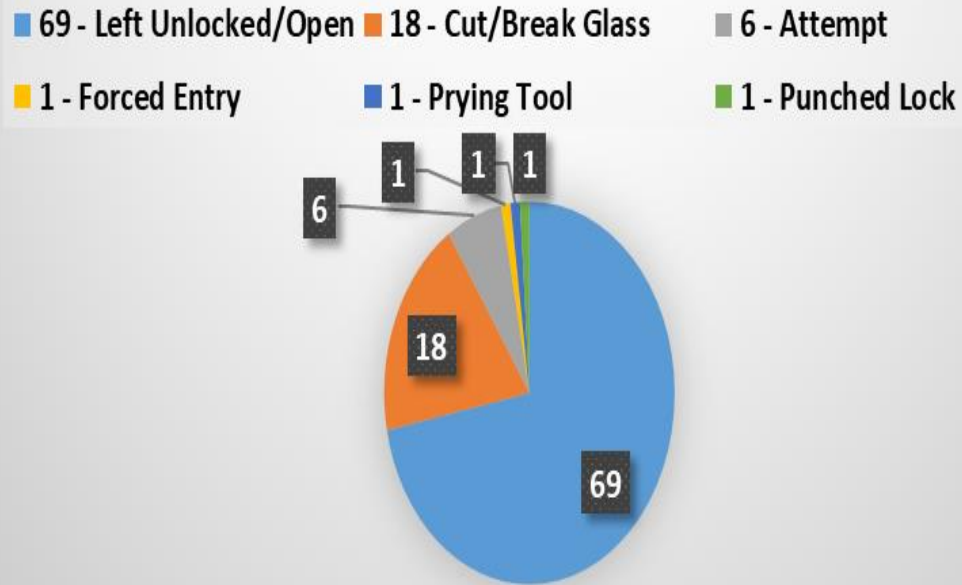
# Residential Burglary Incidents



- In CY 2022, Residential Burglary incidents increased 38%.
- From CY 2018 to present, Residential Burglaries decreased 31%.
- Three cases were cleared by arrest.
- Three cases were domestic/acquaintance related. One case is suspicious in nature. Two cases the residences were vacant. Four cases the patios/open areas were entered. One case the garage was left open.

# Vehicle Burglary Incidents

Vehicle Burglaries Method of Entry



Method of Entry	Count
Left Unlocked/Open	69
Cut/Break Glass	18
Attempt	6
Forced Entry	1
Prying Tool	1
Punched Lock	1

- 96 Vehicle Burglaries – 23 cases Cleared by Arrest (25.27%)
- Method Of Entry:
  - 69 Unsecured (71.87%)
  - 27 Other Entry Types (28.12%)
    - Attempt cases are those where suspects pulled on car door handles but found the vehicle locked.



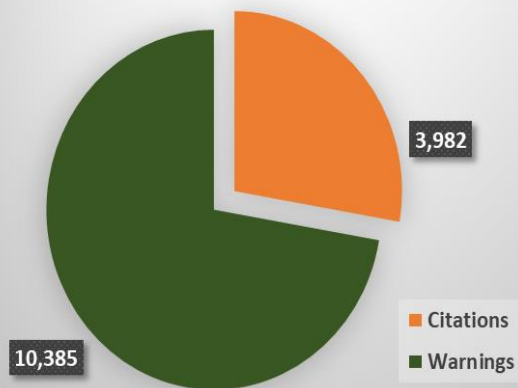
# Traffic



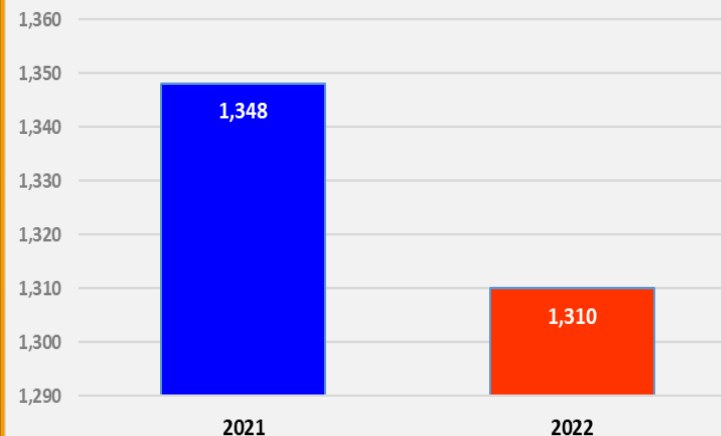
## CY2022 Targeted Crash Locations

Seq	Location	CY2021	CY2022	Change	Percent
1	SR 80 / US 441	73	95	22	30.1%
2	SR 80 / Crestwood Blvd	85	64	-21	-24.7%
3	RPB Blvd /Okeechobee Blvd	56	68	12	21.4%

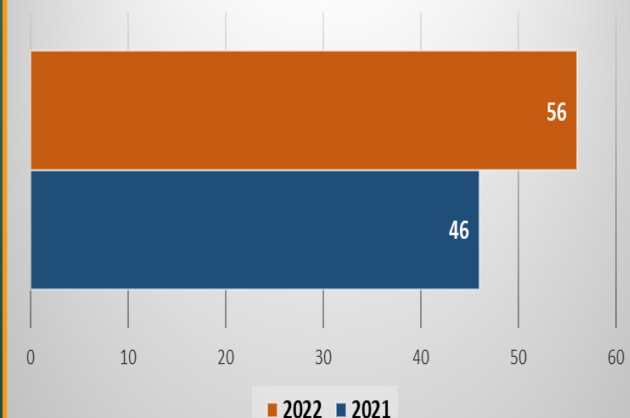
Citations & Warnings



Crash Statistics



DUI Arrests



# District 9 Street Crimes Unit

- **Street Crimes Unit participated in:**
  - Road Patrol Support
  - Investigative Support
  - Burglary Suppression
  - Crime and Gang Suppression
  - Narcotics Sales, Interdiction & Seizure
  - Search Warrants
  - Surveillance / Intelligence Gathering
  - S.W.A.T. Team Support
  - Undercover Operations
  - Western Region Combined Street Team Operations
- **Accomplishments included:**
  - 224 Arrests (132 Felony, 82 Misdemeanor, 39 Warrant)
  - 1,393 Traffic Stops
  - 410 Citations
  - 946 Warnings
  - 307 Field Interview Reports (FIRs)
  - Authored and executed 8 search warrants and assisted with an additional 6 others.





# District 9 Detectives

## Detective Bureau Accomplishments:

Detective	Assigned	Cleared	Clearance Rate	New	Carry Over	Reactivated	Arrest	Excep. Cleared	Unfounded	Non-Crime
<b>Property/Financial Crime</b>										
Vera	74	32	43.24%	74	0	0	17	4	11	4
Vance	94	56	59.57%	94	0	0	21	15	20	7
Scantland	56	10	17.86%	56	0	0	3	1	6	0
<b>Total</b>	<b>224</b>	<b>98</b>	<b>43.75%</b>	<b>224</b>	<b>0</b>	<b>0</b>	<b>41</b>	<b>20</b>	<b>37</b>	<b>11</b>

- District 9 Detective Bureau average clearance rate: **43.75%** for all assigned cases, which include Burglary, Auto Theft and Shoplifting.



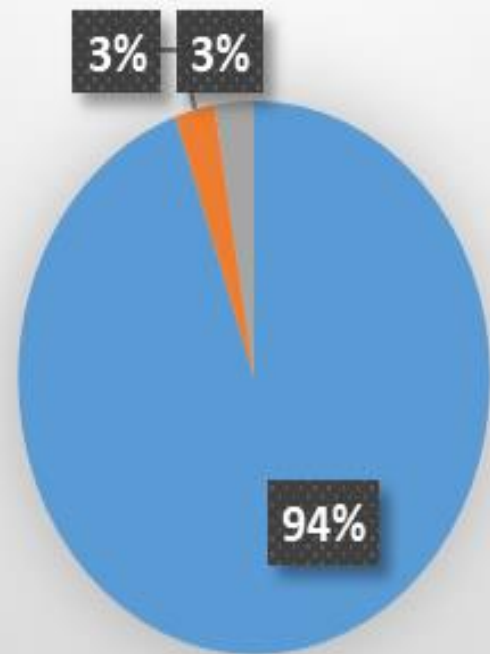
# LPR Cameras



- In 2022 the District 9 License Plate Readers have detected 26 vehicles that were either stolen or involved in other crimes in The Village and outside of The Village.

# Service Quality Survey

Assessment of Professionalism 480  
Surveys Mailed - 7.7% Responded



■ Excellent ■ Good ■ Unsatisfactory



# CY 2023 Goals

- Assist The Village with maintenance of the LPR camera system.
- The District 9 Street Team will continue to collaborate with the South Florida Task Force, Violent Crimes Division, Narcotics and other West Regional Bureau Street Crimes Units to address significant issue's affecting multiple areas throughout the West Regional Bureau.
- Street Team members will partner with District Detectives and Road Patrol Deputies for a proactive approach to solve specific and identifiable crime patterns.
- The District 9 Street Crimes Unit will continue its partnership with the Department of Juvenile Justice to identify known juvenile offenders on probation so they can be monitored and charged when in violation of their probation.
- Continue to utilize the District in-house Community Outreach Coordinator/ Crime Prevention Practitioner and CPTED trained liaison deputies to educate the community and businesses on crime prevention methods and strategies.
- Continue to educate the public via sign boards, social media, and e-alerts to HOA's and business owners on crime prevention issues.
- Reduce the amount of traffic crashes within the village by conducting extra traffic enforcement and traffic Initiatives aimed at educating the public.
- Continue to build a partnership with Wal-Mart, Target, and Lowes administrators to increase their reporting times of shoplifting while encouraging them to add extra security measures to reduce the number of shoplifting incidents.
- Continue the use of unmarked fleet vehicles for surveillance and crime prevention.
- Reduce the amount of vehicle burglaries.
- Continue working with the Village of Royal Palm Beach Technical Site Review Committee (TSR) on law enforcement's involvement in the village's growth with proven CPTED principals.
- Reduce the amount of vehicle thefts.
- Continue to partner with Lutheran Services.