

Agenda Item - R - 1

VILLAGE OF ROYAL PALM BEACH

Agenda Item Summary

AGENDA ITEM:

Presentation of the Palm Beach County Sheriff's District 9 Annual Report by Captain Ulrich Naujoks.

ISSUE:

Captain Naujoks will do a presentation of the Annual Report for the Palm Beach County Sheriff's Office District 9

Initiator:	Village Manager	Agenda Date	Village Council
Village Manager	Approval	5/19/22	Action

Annual Report Calendar Year 2021



Palm Beach County Sheriff's Office District 9 - Royal Palm Beach

Table of Contents

1. Cover Page
2. Table of Contents Page
3. Captain's Letter
4. District 9 Organizational Chart
5. Community Outreach Activities
6. Community Events
7. CY 2021 Meetings
8. Citizen's Observer Patrol (C.O.P.)
9. Police Athletic League (P.A.L.)
10. District 9 Support Statistics
11. Training Overview
12. Calls For Service
13. UCR Crime Report (UCR)
14. UCR Statistical Comparison
15. UCR Comparison Graphs
16. Robbery Incidents
17. UCR Incidents
18. Larceny Incidents
19. Shoplifting Incidents
20. Residential Burglary Incidents
21. Vehicle Burglary Incidents
22. Traffic
23. District 9 Street Crimes Unit
24. District 9 Detectives
25. Service Quality Survey
26. CY 2022 Goals
27. Questions?

PALM BEACH COUNTY
SHERIFF'S OFFICE

RIC L. BRADSHAW, SHERIFF



May 19, 2022

Village of Royal Palm Beach
Attention: Mr. Ray Liggins, Village Manager
1050 Royal Palm Beach Blvd.
Royal Palm Beach, Florida 33411

RE: 2021 Annual Report

Dear Mr. Liggins:

Once again, it is my pleasure to present you, Mayor Pinto and members of the Village of Royal Palm Beach Council, with the 2021 Palm Beach County Sheriff's Office - District 9 Annual Report. The information contained within this report will provide current, accurate, and up-to-date information related to all law enforcement activity over the past year within the Village of Royal Palm Beach.

Please accept the State of Florida 2021 Annual UCR report which I am happy to say shows a decrease of 27.6% in the total index offenses captured by UCR reporting. We at the Palm Beach County Sheriff's Office District 9 Substation continue to have a forward leaning posture when approaching crime. We remain vigilant in our continued efforts to combat crime and educate those we serve through efforts made in community policing, outreach and crime prevention.

Communication is essential and due to the seamless partnerships between the Sheriff's Office and our communities, we are able to thwart many crimes before they occur. It is important for residents to know the safety and quality of life for all those who work, live, and visit the Village of Royal Palm Beach is our top priority. The Palm Beach County Sheriff's Office will continue to look ahead into 2023 with a continued sense of commitment for those they serve and serve with.

Sincerely,

A handwritten signature in blue ink, appearing to read 'Capt Ulrich K. Naujoks'.

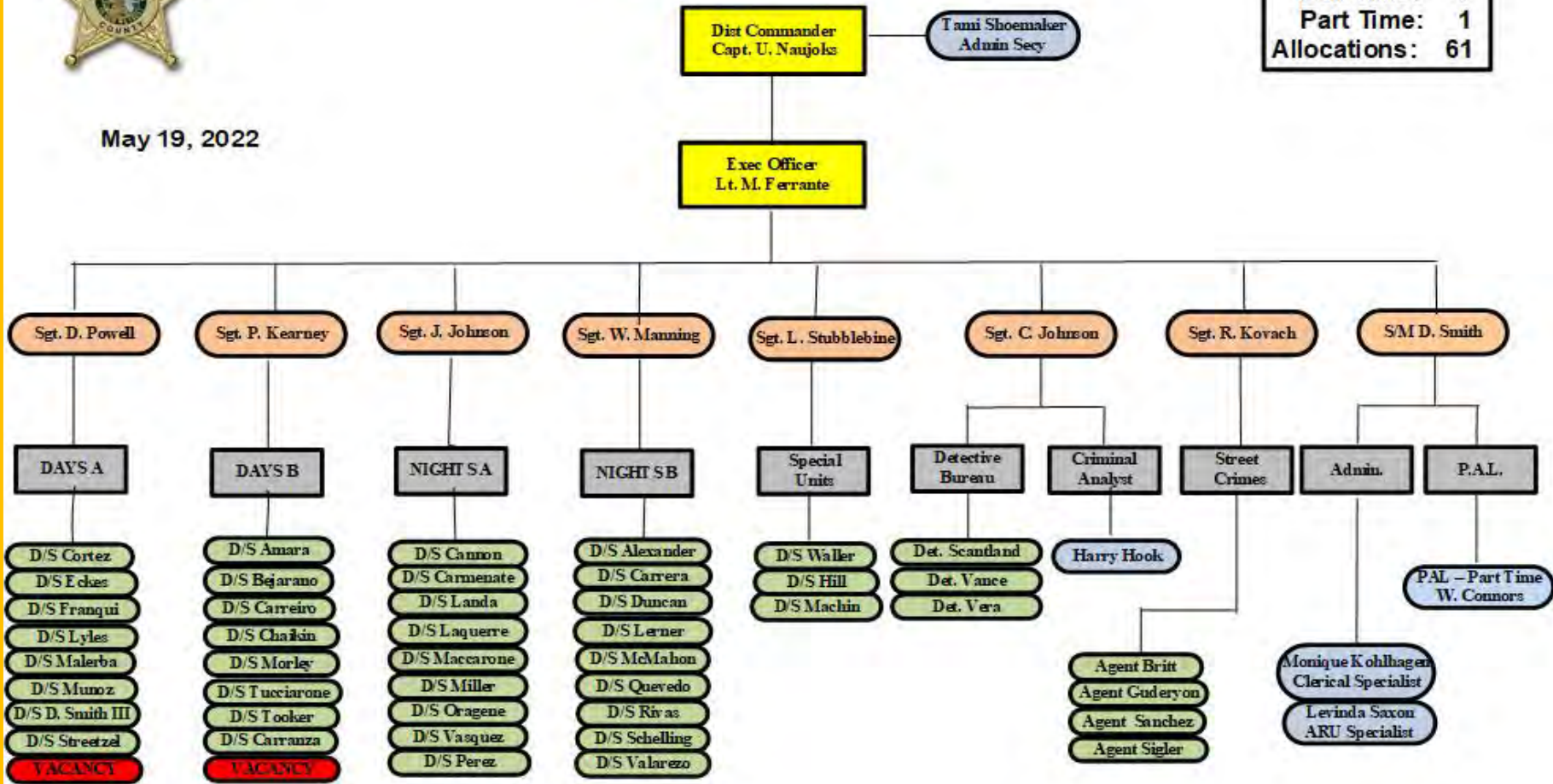
Captain Ulrich K. Naujoks
Commander – District 9



PBSO District 9 – Royal Palm Beach Organizational Chart

Sworn:	55
Non-Sworn:	
Full Time:	5
Part Time:	1
Allocations:	61

May 19, 2022




Admin Leave **Discontinued** Deputy Exec/Capt LT/CE FMLA/WC Self Quarantine Light Duty Military Leave Non-sworn Sergeant TDY Training **Vacancy**

Community Outreach Activities

- Annual Clergy Breakfast
- Annual Principal Breakfast
- Crime Prevention in Communities
- Christ Fellowship Appreciation Day
 - Pool Safety Program
 - Bike Helmet Program
- Holiday “stuffed animals” w/ PetSmart
 - Happy Halloween Trunk or Treat
- Law Enforcement Appreciation Visits
 - Shop With a Cop
- Personal Contact Surveys to Citizens
 - Easter Bunny Inc.
 - HOA Meetings via Zoom
 - Feeding South Florida

Community Events



CY 2021 Meetings

when requested

Crime Prevention Programs


- Madison Green Master
- M.G. Oakmont
- M.G. Walden
- M.G. Estates
- M.G. Pinehurst
- Hibiscus Drive
- La Mancha
- Porto Sol
- Modern Villas
- Weybridge
- The Preserve
- Elysium
- Shoma Homes
- Greenway Village 1-4

Neighborhood Watch

- Counterpoint A
- Counterpoint B
- Willows A
- Willows B

HOAs

- Madison Green
- Crestwood Glen
- Bella Terra
- Grandview
- Modern Villas
- Nautica Lakes
- Porto Sol
- Saddlebrook
- Saratoga Lakes
- Saratoga Pines
- Strathmore Gate E
- Grandview
- Estates of RPB
- Greenway Villages
- Huntington Woods
- Seminole Lakes
- Shoma Homes
- Stamford
- Strathmore Gate W



Zoom Meetings

- The Trails
- Victoria Groves
- Weybridge
- Whispering Pines
- Lantern Walk
- Cypress Key
- Bella Sera
- Town of Southern

Citizen Observer Patrol (C.O.P.)

- The C.O.P. Unit provided **1,384** volunteer hours:
 - P.B.S.O. District 9 Volunteer of the Year:
None Selected Due to Covid
 - **Active Members: 13**
 - **Miles driven: 6,433**
 - **Patrolled Parks 94 times**
 - **Certified Parking Enforcement members wrote: 13 Handicap Citations & 8 Parking Warnings**
- The value of **1,384** volunteer hours: **\$11,709**
- *Due to COVID volunteer activities were curtailed in 2021.



Police Athletic League (P.A.L.)

David Farber Training Ctr.:

- Due to COVID restrictions the program was closed for calendar year 2021.



District 9 Support Statistics

- Fingerprinting Services processed **380** requests for fingerprints at the District 9 Lobby.
- Bicycle equipped deputies provided **232** patrol hours.
- Deputies provided **48** hours of Marine Patrol in the Village.
- District 9 ARU specialist handled **324** calls, with **228** case numbers pulled.
- Mounted Unit provided **9.5** patrol hours.
- Lobby processed **86.45** lbs. of unwanted prescriptions.



Training Overview

- District personnel received 1,655 hours of specialized training:
 - 550 hours In-Service Training
 - 1105 hours in Specialized Courses
 - Average of 28.05 hours per Employee

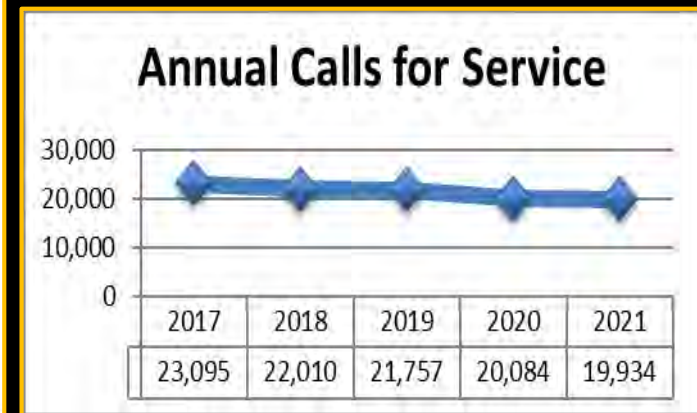
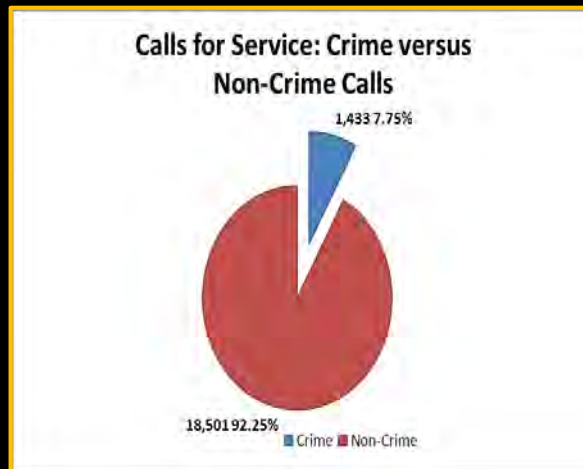
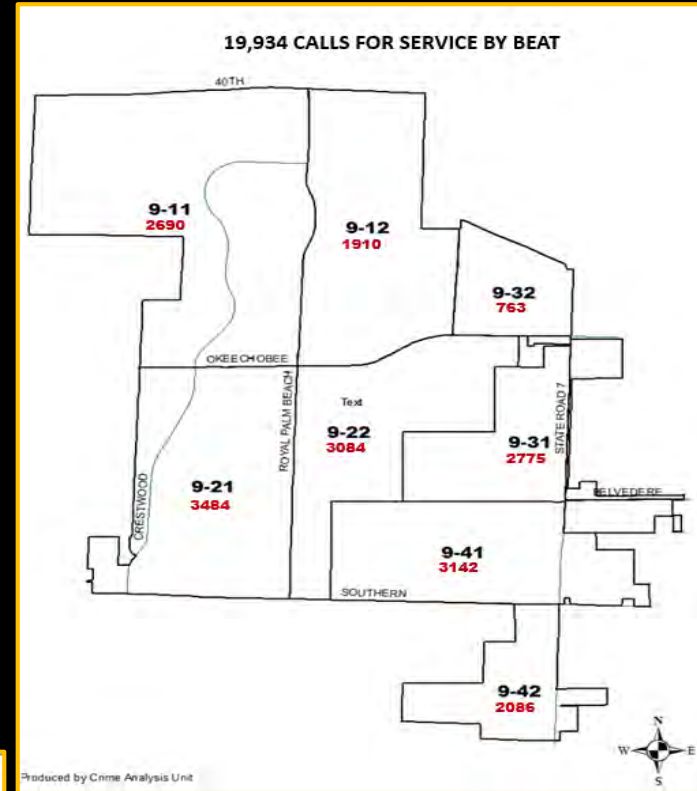


Calls For Service

- 94,629 - CADS Incidents
- 19,934 - Calls for Service
- 74,695 - Other Calls such as:
 - Traffic Stops
 - Business/Residence Checks

CY 2021 Statistics:

- 7,610 less CADS Incidents than CY 2020
- 150 less Calls for Service than CY 2020
- CFS decreased 9%



Uniform Crime Report (UCR)

Total Crime Index

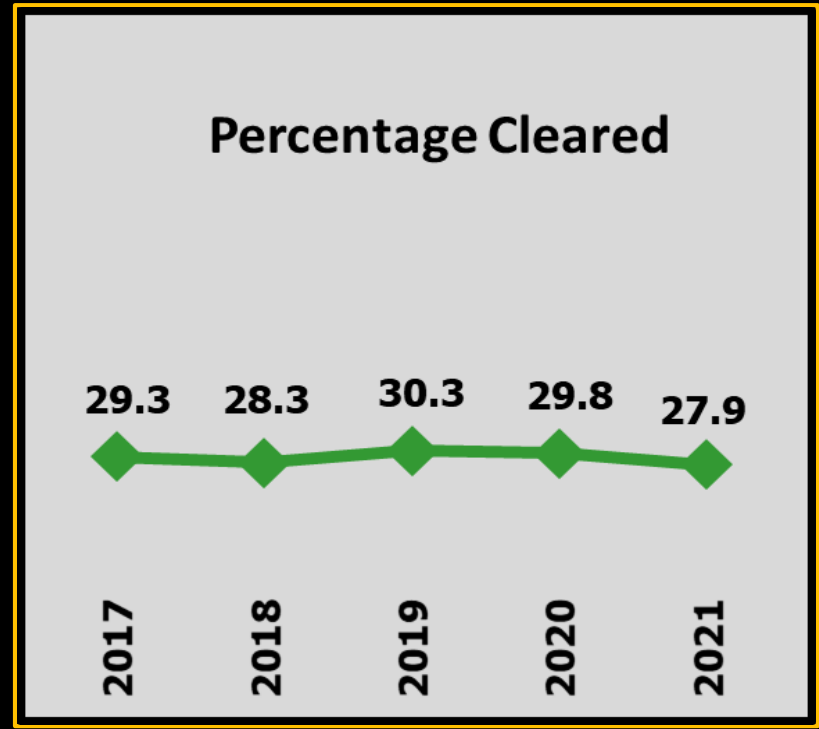
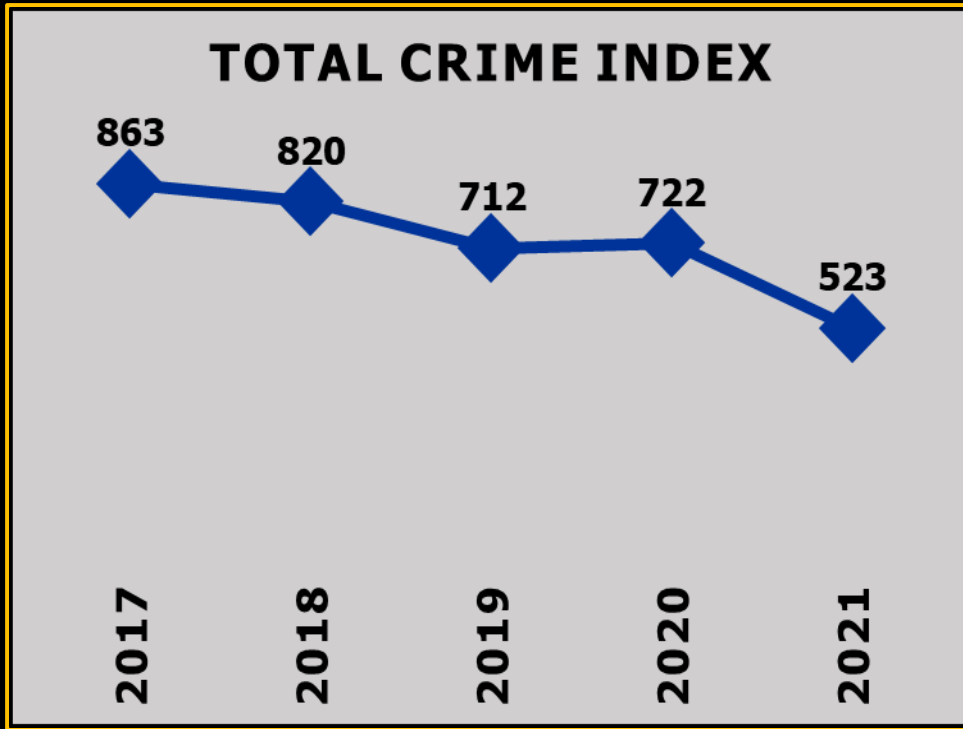
- **Seven Categories of Reportable Crimes:**
 - **Aggravated Assault**
 - **Burglary**
 - **Forcible Rape**
 - **Larceny**
 - **Motor Vehicle Theft**
 - **Murder**
 - **Robbery**
- **Total Crime Index (TCI):**
 - **TCI number: Total number of reported crimes**
 - **TCI number: Used to calculate the Crime Rate per 100,000 individuals**

UCR Statistical Comparison

Year	Total Crime Index	Population	Murder	Forcible Rape	Robbery	Aggravated Assault	Burglary	Larceny	Motor Vehicle Theft	% Cleared
2017	863	37,485	0	7	20	51	61	663	61	29.3
2018	820	37,934	0	7	9	43	24	690	45	28.3
2019	712	38,691	1	7	10	39	31	581	43	30.3
2020	722	39,801	1	11	10	63	33	569	35	29.8
2021	523	39,144	3	6	2	52	18	416	26	27.9

- All six of the Forcible Rapes were acquaintance related.
- Larceny incidents include Shoplifting and Vehicle Burglaries.


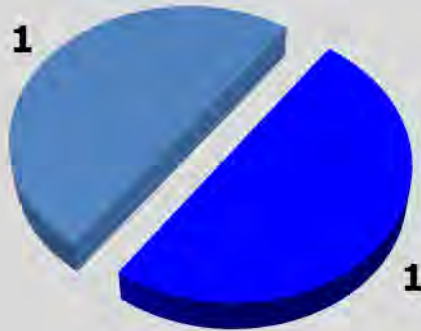
UCR Comparison Graphs



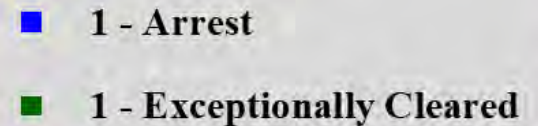
- **27.9% Overall Clearance Rate (OCR).**
- **Percentage cleared for 2021 were derived from the preliminary UCR Report.**

Robbery Incidents

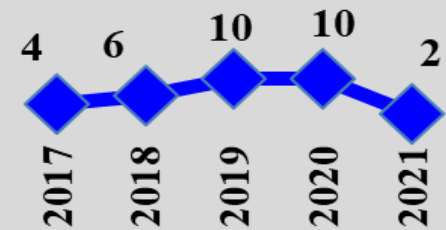
Robbery Cases (2)



Case Status (2)

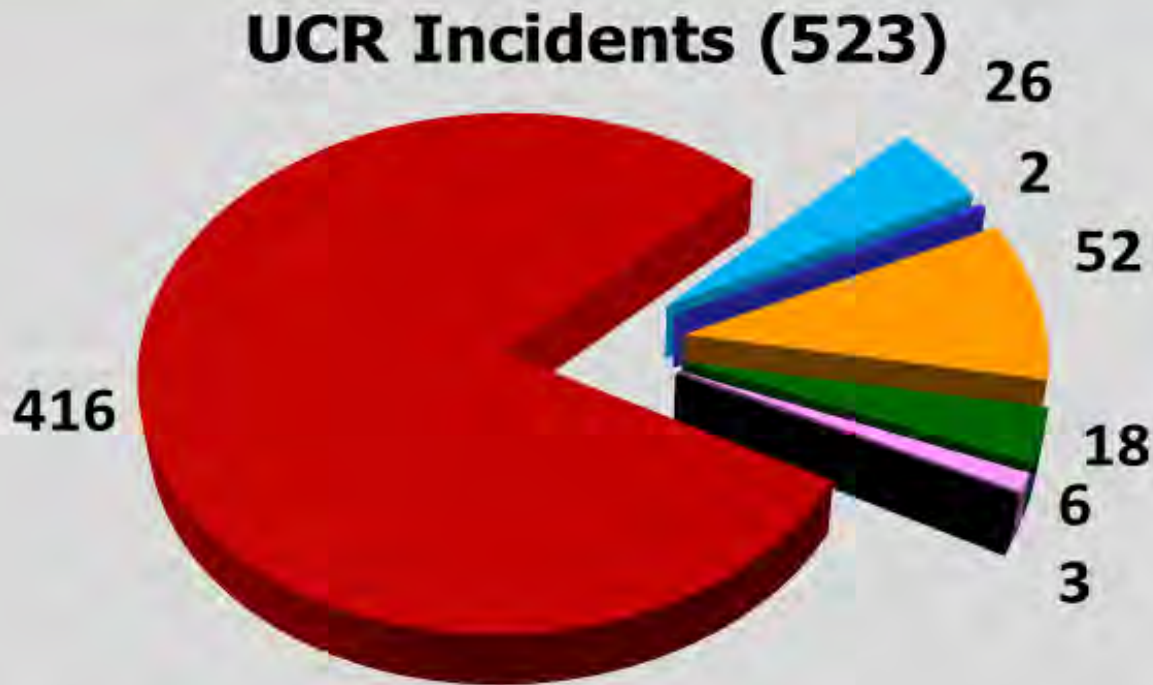


Trend



- **CY 2021: 2 cases**
 - **80% reduction** in Robberies from **CY 2020**.
- **Note:**
 - **Two arrests made in one case.**
 - **Both cases were acquaintance related.**

UCR Incidents



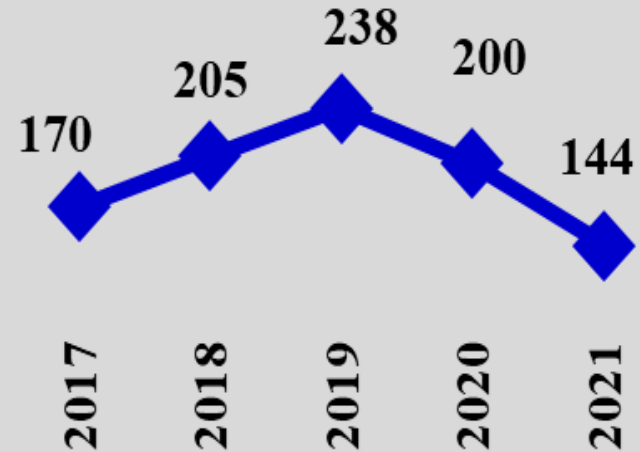
- 18 - Burglary
- 3 - Murder
- 26 - Motor Vehicle Theft
- 52 - Aggravated Assault
- 6 - Forcible Rape
- 416 - Larceny
- 2 - Robbery

Larceny Incidents

Larceny Incidents (416)



Shoplifting By Year



- **CY 2021 had 153 less Larceny incidents than CY 2020, a 26.9% decrease.**
- **Shoplifting incidents accounted for 34.6% of all Larceny incidents.**
- **Shoplifting decreased 28.0%; from 200 to 144.**
- **There were 38 Shoplifting arrests.**

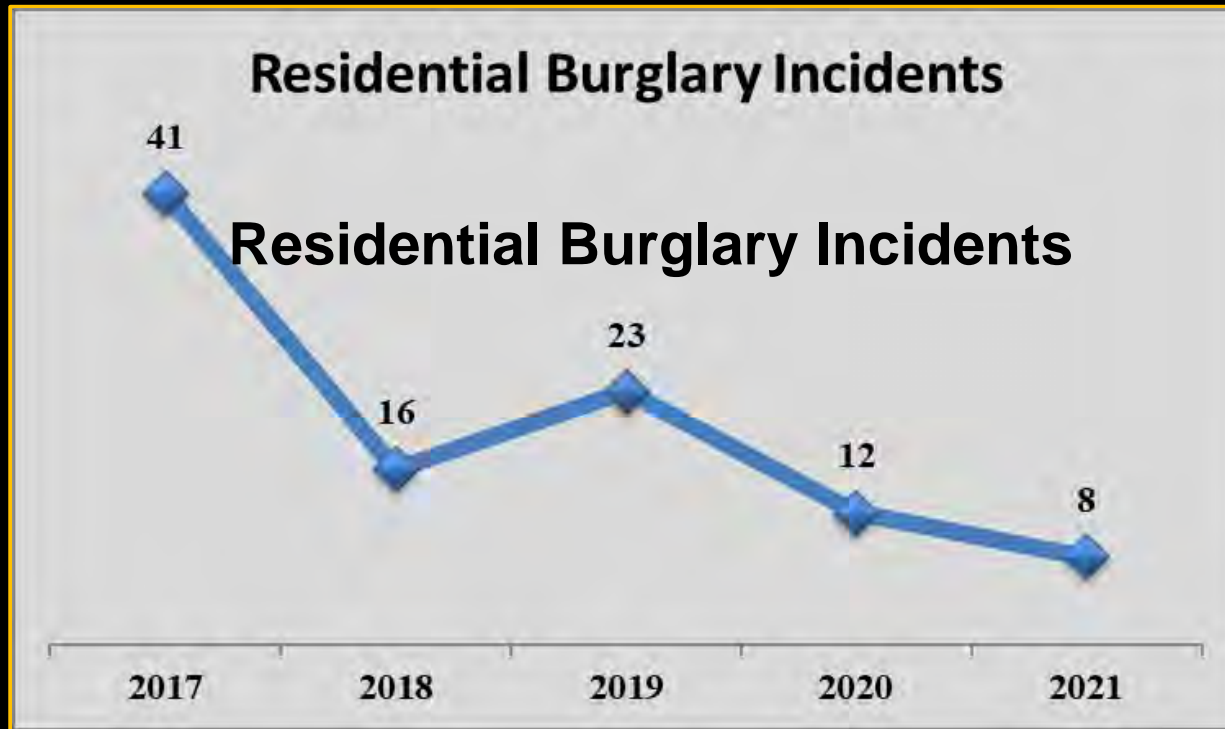
Shoplifting Incidents



CY 2021:

- **Shoplifting decreased 28% from 200 in 2020 to 144 in 2021.**
- **The five big box stores had 69% (100 incidents) of all shoplifting cases reported.**

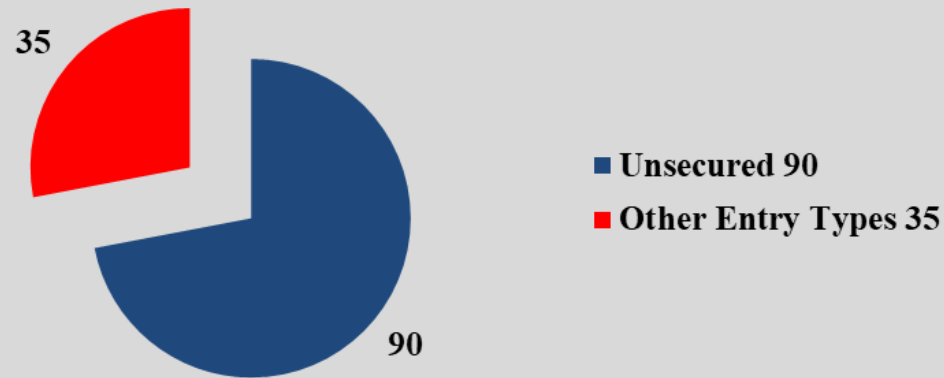
Residential Burglary Incidents



- In CY 2021, Residential Burglary incidents decreased 33%.
- From CY 2017 to present, Residential Burglaries decreased 80%.
- Five cases were cleared by arrest.
- Three cases were attempts made; one case is acquaintance related, four cases were to open garages/patios.

Vehicle Burglary Incidents


Vehicle Burglaries (125) Method of Entry




Vehicle Burglaries: Method of Entry

Description	Count
Unsecured	90
Cut/Break Glass	35

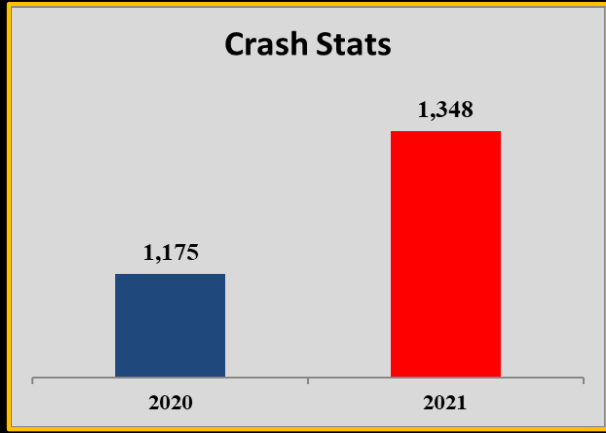
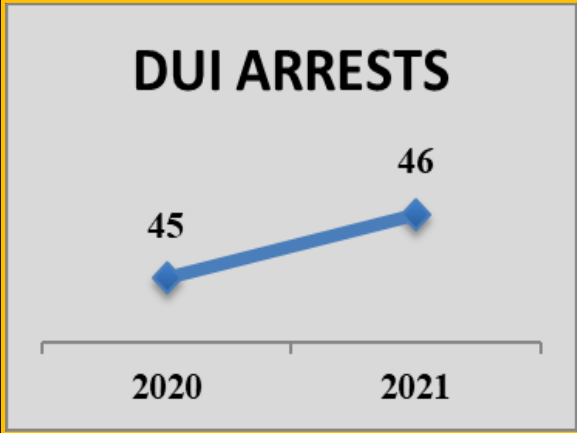
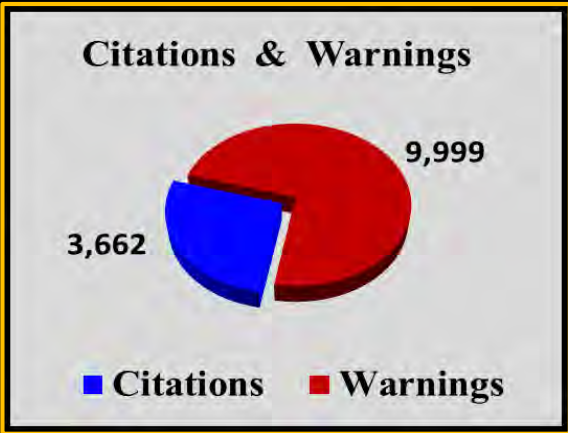
- **125 Vehicle Burglaries – 30 cases Cleared by Arrest (24%)**
- **Method Of Entry:**
 - **90 Unsecured (61.12%)**
 - **35 Other Entry Types (38.88%)**



Traffic



CY2021 Targeted Crash Locations					
Seq	Location	CY2020	CY2021	Change	Percent
1	SR 80 / Crestwood Blvd	105	85	-20	-19.0%
2	SR 80 / US 441	59	73	14	23.7%
3	SR 7/Okeechobee Blvd	49	70	21	42.9%



District 9 Street Crimes Unit

- **Street Crimes Unit participated in:**

- Road Patrol Support
- Investigative Support
- Burglary Suppression
- Crime and Gang Suppression
- Narcotics Sales, Interdiction & Seizure
- Search Warrants
- Surveillance / Intelligence Gathering
- S.W.A.T. Team Support
- Undercover Operations
- Western Region Combined Street Team Operations




- **Accomplishments included:**

- 242 Arrests (124 Felony, 74 Misdemeanor, 44 Warrant)
- 1,416 Traffic Stops
- 360 Citations
- 993 Warnings
- 369 Field Interview Reports (FIRs)
- Authored and executed 8 search warrants and assisted with an additional 6 others

District 9 Detectives

Detective Bureau Accomplishments:

Detective	Assigned	Cleared	Clearance Rate	New	Carry Over	Reactivated	Arrest	Excep. Cleared	Unfounded	Non-Crime
Property/Financial Crime										
Vera	58	31	53.45%	58	0	0	17	2	12	0
Vance	83	46	55.42%	83	0	0	14	13	19	0
Scantland	67	19	28.36%	63	4	0	8	4	7	0
Total	208	96	46.15%	204	4	0	39	19	38	0



Service Quality Survey

Assessment of Professionalism
480 Surveys Mailed - 10.21% Responded



■ Excellent ■ Good ■ Unsatisfactory

CY 2022 Goals

- Continue to educate the public via sign boards, social media, and e-alerts to HOA's and business owners on crime prevention issues.
- Reduce the amount of vehicle burglaries.
- Reduce the amount of vehicle thefts.
- Utilize LPR Cameras as a beneficial investigative tool.
- Reduce the amount of traffic crashes within the village by conducting extra traffic enforcement and traffic initiatives aimed at educating the public.
- The District 9 Street Crimes Unit will continue to collaborate with other units to address significant issues affecting multiple areas throughout the WRB.
- Utilize the district in-house Community Outreach Coordinator/Crime Prevention personnel to further educate the public.
- Increase the amount of Practitioner and CPTED trained liaison deputies to educate the community and businesses on crime prevention methods and strategies.
- Continue to partner with local corporate administrators to improve their reporting times of shoplifting while encouraging them to add extra security measures to reduce the number of shoplifting incidents.
- Continue the use of unmarked fleet vehicles for surveillance and crime prevention.
- Continue working with the Village of Royal Palm Beach Technical Site Review Committee (TSR) on law enforcement's involvement in the village's growth while encouraging the use of CPTED principals.
- The District 9 Street Crimes Unit will continue its partnership with the Department of Juvenile Justice to identify known juvenile offenders on probation so they can be monitored and charged when in violation of their probation.
- Continue to analyze the Sector patrol boundaries are equally distributed for calls for service due to growth in the community.